




ALL-TIME CHARLOTTE BASEBALL HIGHLIGHTS

- For the first time in school history, the 49ers had three players taken in the top-10 of MLB's 2017 June Draft. A total of four players were taken tying the school-record of most selections in a draft with the 1992 and 2008 squads. Brett Netzer became the fourth-highest selection in program history going in the third round to Boston while Colton Laws (7th round-Toronto) and T.J. Nichtig (9th round-Baltimore) completed the top-10 selections. Zach Jarrett became the fourth selection going in the 28th round to Baltimore. A year later in 2018, Josh Maciejewski (10th-New York Yankees) and Reece Hampton (12th-Detroit) made it six draftees in two years while Harris Yett also went to Baltimore in 2019.
- Charlotte set a new school-record with a .971 fielding percentage in 2016 and immediately followed that season with a .978 showing to re-set the benchmark for best fielding team in the program's history. Both seasons led Conference USA.
- The Metro Conference Tournament Championship and trip to the NCAA Tournament in 1993. All-NCAA Regional performance of Brian VandenHeuvel that year.
- The NCAA Tournament appearance by at-large selection in 1998 (only 48 teams qualified then).
- Winning a pair of NCAA Regional games, including eliminating N.C. State in 2007.
- The back-to-back Atlantic 10 regular season and tournament titles, as well as automatic berths to the NCAA Tournament in 2007 and 2008, including the team's first-ever postseason wins and regional finals appearance in 2007... Finishing another set of back-to-back regular season titles in 2010-11, winning a third postseason game in the 2011 Tempe, Ariz. Regional, the longest road trip in program history.
- Leading the nation in Team ERA with a 2.64 in 2007, landing 10th in 2011.
- All-American seasons by Barry Shifflett, Tim Collie, Joey Anderson, James Matan, Bo Robinson, Brad McElroy, Adam Mills, Chris Taylor and Andrew Smith.
- James Matan and Bo Robinson becoming Charlotte's and Conference USA's first players to be named First-Team All-Americans. Both were named to four different All-American teams.
- Adam Mills becoming Charlotte's first consensus All-American and the first Charlotte player to be a finalist for the Roger Clemens Award, given to the nation's top pitcher. He was a Semi-Finalist for the Dick Howser Award and Semi-Finalist for the Golden Spikes Award. He led the NCAA in ERA (1.01) and wins (14), both school-records.
- Justin Seager (2013 A-10) was the most recent of four players to earn Conference Player of the Year.
- Mike Taylor becoming the first 49er to be named conference Freshman of the Year (2000 C-USA). Aaron Bray was named Atlantic 10 Rookie of the Year in 2006, and was later named a Freshman All-American. Corey Shaylor earned both in 2008 and Tyler Barnette did the duo in 2011.
- John Maine being the first 49er to be named conference Pitcher of the Year (2001 C-USA). Adam Mills was the second Charlotte pitcher to win this honor (Atlantic 10, 2007), with Andrew Smith adding that honor in 2011 from the A-10.
- The Metro Conference Regular Season titles in 1994 and 1995. Five Atlantic 10 Conference Regular Season titles ('07, '08, '10, '11 & '13).
- The school-record 110 home runs hit by the 1986 squad. The school-record .333 team batting average set by the 2008 team.
- The 24 team school records broken by the 1998 squad, including a 100-RBI season by Bo Robinson.
- School records of 12 wins and 144 strikeouts in 2001 by John Maine.
- Adam Mills breaking Maine's marks for single-season wins (14) and innings pitched (142.2) and win the team ERA title (1.01) in 2007.
- Ronnie Honeycutt's no-hitter in April of 1987.
- The conference batting titles for Barry Shifflett, Joey Anderson, Bo Robinson, Kris Rochelle and Shane Brown, and a conference ERA title for Chris Haney and a national ERA title for Adam Mills.
- Brad McElroy breaking the school mark for career batting average at .392 in 2008.
- The school record 16 strikeout games by Joe Ganote, Scott Muscat and John McKay.
- The league Coach of the Year seasons by Gary Robinson (1985 Sun Belt) and Loren Hibbs (1994 Metro, 1998 Conference USA and 2007 A-10).
- Chris Haney (2nd round), Brion Treadway & Brett Netzer (3rd), John Maine & Rob Lyerly (6th), Ryan Butler & Colton Laws (7th), Adam Mills (8th), Deon Danner & T.J. Nichtig (9th), Josh Maciejewski (10th) each being selected in a Top-10 round of the MLB Amateur Draft.



Charlotte celebrates the 1993 Metro Conference Championship



ALL-CONFERENCE AWARD WINNERS

Sun Belt (1980-91); Metro (1992-95); Conference USA (1996-05, 2014-Present); Atlantic 10 (2006-13)

1980 (1) Mark Vogler	2007 (8) Aaron Bray , Brad McElroy, Kris Rochelle, Adam Mills & Spencer Steedley (1st), Cory Lane and Chris Taylor (2nd), Bryan Hamilton (Rookie)
1983 (3) James Dickerson, Kevin Pittman, Barry Shifflett	2008 (9) Brad McElroy, Rob Lyerly, Kelly McLain (1st), Chris Taylor (Co-Player of Year, 1st), Aaron Bray, Shayne Moody, Joe Yermal, O'Brien Taylor (2nd), Corey Shaylor (Rookie of the Year, 2nd, Rookie)
1984 (3) Kevin Ayers, Field Culbreth, Barry Shifflett	2009 (5) Rob Lyerly (1st), Ryan Rivers, Zane Williams, Justin Wilson, Joe Yermal (2nd)
1985 (1) Barry Shifflett	2010 (6) Patrick Lawson, Corey Shaylor and Justin Wilson (1st), Zane Williams (HM), Justin Roland and Corey Roberts (Rookie)
1986 (2) Eric Burnette, Barry Shifflett	2011 (5) Andrew Smith (Pitcher of the Year) and Ross Steedley (1st), Justin Wilson (2nd), Cory Tilton (HM), Tyler Barnette (Rookie of Year, Rookie)
1987 (2) Stewart Cole, Donnie Poplin	2012 (2) Shane Brown (2nd), Leland Clemmons (Rookie)
1988 (2) Glenn Harris, Donnie Poplin	2013 (2) Justin Seager (Co-Player of Year, 1st), Brock Hudgens (1st), Brett Lang (Rookie)
1989 (4) Deon Danner, Chris Haney, Gerald Patton, Donnie Poplin	2014 (1) T.J. Nichting (Freshman)
1990 (2) Kris Gresham, Chris Haney	2015 (1) Brett Netzer (Freshman)
1991 (1) Mickey Curry	2016 (4) Logan Sherer, Brett Netzer, T.J. Nichting (2nd); Reece Hampton (Freshman)
1992 (1) Andy Bovender	2017 (6) T.J. Nichting, Colton Laws (1st); Brett Netzer, Zach Flanagan (2nd); Zack Smith, Matt Brooks (Freshman)
1993 (1) Cam Browder	2018 (5) Josh Maciejewski, Jonah Patten (1st); Reece Hampton, Jackson Mims, Harris Yett (2nd)
1994 (3) Andy Bovender, Jeff Myers, Brian VandenHeuvel	2019 (3) Harris Yett (1st); Colby Bruce (2nd), Josh Haney (Freshman)
1995 (6) Tim Collie (Player of Year), Jimmy Anderson, Joey Anderson, Andy Bovender, Keith English, Matt McWilliams	2020 No Postseason Awards Due to COVID-19
1996 (6) Joey Anderson (1st), James Matan, Jesse Summey (2nd), Jimmy Anderson (3rd), Joey Hammond, Jason Hill (Fr.), Bo Robinson (1st), Brannon Player (2nd), James Matan (3rd), Ryan Baker (Fr.)	
1997 (4) James Matan (Player of Year), Joey Hammond, Jason Stanford, Bo Robinson (1st), Ryan Baker, Vinnie Diaco, Gerald Parr (2nd), Brion Treadway (Fr.)	
1998 (8) Jason Stanford (2nd), Brian Bowman (Fr.)	
1999 (2) John McKay, Brion Treadway (1st), Ryan Baker (2nd), Mike Taylor (Fresh. of the Year, 2nd), Brad Erwin, Brad Lamm (Fr.)	
2000 (6) John Maine (Pitcher of the Year, 1st), George Sandel (2nd), Thomas Bowker (Fr.)	
2001 (3) George Sandel (2nd)	
2002 (1) George Sandel (2nd)	
2003 (1) George Sandel (2nd)	
2004 (1) Jamie Rusco (2nd)	
2005 (3) Erik Walker, and Adam Willard (2nd), Keith Moreland (Fr.)	
2006 (9) Mike Ambrose and Spencer Steedley (1st), Cory Lane, Chris Taylor and O'Brien Taylor (2nd), Derek McDaid (HM), Aaron Bray (Rookie of Year, 2nd, Rookie), Adam Mills (HM), Kyle Pfirrmann (Rookie)	

Total All-Conference Awards: 139

Current Streak: At least one in 38 straight seasons (1983-2019)



CONFERENCE TOURNAMENT ALL-TIME RESULTS



Sun Belt Conference

All-Time Record: 5-18

1979

South Florida 4, Charlotte 1 (May 5)
Georgia State 4, Charlotte 3 (May 6)

1980 - Mobile, Ala.

Georgia State 17, Charlotte 5 (May 9)
VCU 6, Charlotte 5 (May 10)

1981 - Birmingham, Ala.

South Florida 16, Charlotte 3 (May 8)
Charlotte 4, UAB 2 (May 9)
South Alabama 12, Charlotte 7 (May 9)

1982 - Tampa, Fla.

South Florida 10, Charlotte 0 (May 7)
UAB 8, Charlotte 1 (May 8)

1984 - Mobile, Ala.

Charlotte 13, South Florida 7 (May 11)
Charlotte 12, Old Dominion 4 (May 12)
South Alabama 13, Charlotte 4 (May 13)
South Alabama 11, Charlotte 8 (May 13)

1986 - Tampa, Fla.

South Alabama 7, Charlotte 3 (May 13)
VCU 9, Charlotte 0 (May 14)

1988 - Bowling Green, Ky.

Western Kentucky 10, Charlotte 2 (May 18)
VCU 9, Charlotte 0 (May 19)

1989 - Jacksonville, Fla.

Charlotte 13, South Florida 3 (May 17)
Charlotte 14, UAB 12 (May 18)
Jacksonville 7, Charlotte 2 (May 19)
South Alabama 6, Charlotte 0 (May 19)

1990 - Mobile, Ala.

South Alabama 3, Charlotte 0 (May 16)
South Florida 4, Charlotte 3 (12) (May 17)



Metro Conference

All-Time Record: 9-7

1992 - New Orleans, La.

Virginia Tech 9, Charlotte 4 (May 13)
Charlotte 14, South Florida 6 (May 14)
Charlotte 16, VCU 7 (May 15)
Tulane 15, Charlotte 13 (May 16)

1993 - Richmond, Va.

Charlotte 5, Tulane 3 (May 20)
Charlotte 3, South Florida 2 (May 21)
VCU 11, Charlotte 4 (May 22)
Charlotte 11, Southern Miss 2 (May 22)
Charlotte 7, VCU 3 (May 23)
Championship Game
Charlotte 13, VCU 6 (May 23)

1994 - Louisville, Ky.

Charlotte 6, Tulane 4 (May 19)
Virginia Tech 4, Charlotte 1 (May 20)
Southern Miss 5, Charlotte 1 (10) (May 21)

1995 - Charlotte

Charlotte 9, VCU 0 (May 17)
South Florida 12, Charlotte 3 (May 18)
Tulane 3, Charlotte 2 (May 19)



Atlantic 10 Conference

All-Time Record: 15-8

2006 - Bronx, N.Y.

Saint Louis 3, Charlotte 1 (May 24)
George Washington 3, Charlotte 1 (May 24)

2007 - Dayton, Ohio

Charlotte 11, Rhode Island 1 (May 24)
Charlotte 15, Fordham 2 (May 25)

Championship Game

Charlotte 18, Fordham 6 (May 26)

2008 - Camden, N.J.

Charlotte 13, Duquesne 7 (May 22)
Charlotte 11, Rhode Island 1 (May 23)

Championship Game

Charlotte 4, Xavier 3 (May 24)

2009 - Dayton, Ohio

Xavier 8, Charlotte 4 (May 20)
Charlotte 13, Fordham 10 (May 20)
UMass 6, Charlotte 5 (May 21)

2010 - Camden, N.J.

Saint Louis 3, Charlotte 2 (May 27)
Charlotte 7, Rhode Island 3 (May 28)
Charlotte 18, Xavier 7 (May 28)
Saint Louis 5, Charlotte 4 (May 29)

2011 - Camden, N.J.

Charlotte 6, Richmond 0 (May 26)
Charlotte 5, Rhode Island 2 (May 27)

Championship Game

Charlotte 9, Richmond 4 (May 28)

2013 - Charlotte, N.C.

Charlotte 6, Richmond 5 (May 22)
Charlotte 5, Rhode Island 2 (May 23)
Charlotte 12, Xavier 4 (May 24)
Saint Louis 5, Charlotte 4 (May 25)

Championship Game

Saint Louis 7, Charlotte 4 (May 25)



CONFERENCE TOURNAMENT ALL-TIME RESULTS



All-Time Record: 14-14

2018 - Biloxi, Miss. (MGM Park)

- (5) UTSA 11, (4) Charlotte 1
- (4) Charlotte 2, (8) UAB 0
- (4) Charlotte 10, (5) UTSA 4
- (4) Charlotte 7, (1) Southern Miss 4
- (1) Southern Miss 6, (4) Charlotte 0

2017 - Biloxi, Miss. (MGM Park)

- (4) Charlotte 7, (5) Louisiana Tech 2 (May 24)
- (4) Charlotte 5, (8) UTSA 0 (May 25)
- (1) Southern Miss 6, (4) Charlotte 5 (May 27)
- (1) Southern Miss 10, (4) Charlotte 8 (May 27)

2016 - Hattiesburg, Miss. (Pete Taylor Park)

- (1) Florida Atlantic 7, (8) Charlotte 5 (May 25)
- (5) Louisiana Tech 13, (8) Charlotte 3 (May 26)

2003 - New Orleans, La. (Turchin Stadium)

- (1) Southern Miss 13, (8) Charlotte 0 (May 21)
- (5) East Carolina 8, (8) Charlotte 5 (May 22)

2001 - Metairie, La. (Zephyr Field)

- (8) Charlotte 8, (1) Tulane 4 (May 16)
- (5) Memphis 4, (8) Charlotte 2 (May 17)
- (1) Tulane 6, (8) Charlotte 2 (May 18)

2000 - St. Petersburg, Fla. (Fla. Power Park)

- (4) Charlotte 2, (5) South Florida 1 (May 17)
- (4) Charlotte 6, (1) Houston 1 (May 18)
- (1) Houston 3, (4) Charlotte 0 (May 20) *Semifinals*
- (1) Houston 14, (4) Charlotte 2 (May 20)

1999 - Millington, Tenn. (USA Stadium)

- (10) Saint Louis 5, (7) Charlotte 2 (May 18)

1998 - Metairie, La. (Zephyr Field)

- (3) Charlotte 13, (6) Southern Miss 3 (May 13)
- (3) Charlotte 6, (2) Houston 5 (May 14)
- (3) Charlotte 6, (6) Southern Miss 5 (May 16)

Championship Game

- (1) Tulane 5, (3) Charlotte 3 (May 17)

1997 - New Orleans, La. (Turchin Stadium)

- (5) Charlotte 14, (4) Southern Miss 9 (May 14)
- (5) Charlotte 8, (1) Tulane 6 (May 15)
- (1) Tulane 13, (5) Charlotte 4 (May 17)
- (5) Charlotte 9, (1) Tulane 2 (May 17)
- Championship Game***
- (2) Houston 22, (5) Charlotte 7 (May 18)

1996 - Hattiesburg, Miss. (Pete Taylor Park)

- (5) Charlotte 17, (4) UAB 9 (May 15)
- (5) Charlotte 23, (8) Louisville 3 (May 16)
- (1) South Florida 17, (5) Charlotte 6 (May 18)
- (1) South Florida 13, (5) Charlotte 2 (May 18)

Conference USA All-Tournament Team

2018

- Tommy Bullock (INF)
- Josh Maciejewski (SP)

2017

- Brett Netzer (INF)
- Zach Jarrett (OF)
- Colton Laws (SP)

2000

- Eric Shanks (INF)

1998

- Gerald Parr (INF)
- Bo Robinson (INF)
- Brion Treadway (RP)

1997

- Joey Hammond (INF)
- Jason Hill (INF)
- Nick Rhodes (OF)
- Gary Shuford (P)

1996

- Joey Hammond (SS)
- Joey Anderson (OF)



FIRST NCAA TEAMS

1993 NCAA Mideast Regional Tournament Team - Knoxville, Tennessee



1993 Season - Mideast Regional, Knoxville, Tenn.
49ers advanced to first NCAA Tournament as the winners of the Metro Tournament. Brian VandenHeuvel was named All-Mideast Regional. Kelly Skeens collects the 49ers' first ever hit in NCAA postseason play.

Tennessee 7, Charlotte 4 (May 26)
Rutgers 5, Charlotte 1 (May 27)

1998 NCAA Central Regional Tournament Team - College Station, Texas


1998 Season - Central Regional, College Station, Texas
49ers set 24 school records and were selected as an at-large entry to the NCAA Central Regional in College Station, Texas, their second postseason appearance.

Jamie Haywood hits the 49ers' first NCAA Tournament home run against Oral Roberts. Bo Robinson became the first 49er and first player in C-USA history to record 100 RBI in a season, collecting four in his final game against Oral Roberts.

Texas A&M 17, Charlotte 0 (May 21)
Oral Roberts 20, Charlotte 13 (May 22)



2007 NCAA Regional Tournament Team - Columbia, South Carolina



2007 Season - Columbia, S.C. Regional

For the first time in team history, Charlotte won both the regular season and conference tournament titles in earning an automatic bid to the Columbia, S.C. Regional. The Niners also got their first regional wins, including an elimination game against N.C. State. The Niners advanced to their first regional final.

Senior All-American Adam Mills needed start 18 to grab his team-record 14th win and Charlotte' first-ever postseason victory. He lowered his season ERA to 1.01, the nation's lowest.

Chris Taylor became the first 49er to have a multi-home run game in the postseason, hitting two in Charlotte's 12-10 win over N.C. State. Catcher Kris Rochelle went 9-for-16 at the regional, bringing his season average above .400 for the season. Seniors


Cory Lane, Adam Mills and Spencer Steedley earned All-Regional honors.

- (3) Charlotte 6, (2) N.C. State 3 (June 1)
- (1) South Carolina 12, (3) Charlotte 8 (June 3)
- (3) Charlotte 12, (2) N.C. State 10 (June 3)
- (1) South Carolina 11, (3) Charlotte 6 (June 4)



ALL-TIME NCAA TEAMS

2008 NCAA Regional Tournament Team - Raleigh, North Carolina



2008 Season - Raleigh, N.C. Regional

Aaron Bray collected a Charlotte postseason record four hits in game one, while Brad McElroy drew four walks and O'Brien Taylor scored four runs, also Charlotte postseason records, in game two. Bray homered in both games of the regional, and his 11 postseason hits and 18 total bases are the most for any Charlotte player in program history.

- (2) South Carolina 15, (3) Charlotte 8 (May 30)
- (4) James Madison 13, (3) Charlotte 12 (May 31)

2011 NCAA Regional Tournament Team - Tempe, Arizona

2011 Season - Tempe, Ariz. Regional


For the third time in school history, the 49ers captured another set of back-to-back regular-season conference titles, sweeping three games in Camden, N.J. to earn the program's fifth bid to the NCAA Regional.

On Selection Monday, the team learned it would travel to Tempe, Ariz. at Arizona State University, the furthest road trip in school history for baseball.

In the opening game of the Regional, redshirt junior Andrew Smith became the ninth player in program history to win 10 games in a season and the third to win a postseason game in a 3-2 victory over No. 19 Arkansas. The offense was powered by the first career home run from sophomore Corbin Shive, who belted a two-run blast out to left in the second inning to score the first runs of the game. Sophomore Corey Roberts came in for his first career save and the third for the program in the postseason. Redshirt senior Bryan Hamilton appeared in his fourth postseason game, the most for any pitcher at Charlotte in their career.

Shive and Smith were named to the All-Tempe Regional Team.

- (3) Charlotte 3, (2) Arkansas 2 (June 3)
- (1) Arizona State 16, (3) Charlotte 1 (June 4)
- (2) Arkansas 8, (3) Charlotte 3 (June 5)





CHARLOTTE RECORDS IN NCAA TOURNAMENT PLAY

Appearances.....	5	Record.....	3-10
Years in Regional.....	1993, 98, 2007, 08, 11	All-Region Team Members.....	8
First Appearance.....	1993, Knoxville, Tenn.	First Opponent.....	Tennessee, 5/26/93

All firsts from 5/26/93, unless otherwise noted

Batter.....	Joey Anderson	Starting Pitcher.....	Tim Collie
Relief Pitcher.....	Steve Ball	Hit.....	Kelly Skeens
Run.....	Kelly Skeens	RBI.....	Dwayne Deatherage (2-RBI single)
Double.....	Andy Bovender	Triple.....	Cory Lane (6/3/07)
Home Run.....	Jamie Haywood (5/22/98)	Multi-HR Game.....	Chris Taylor, 2 (6/3/07)
Stolen Base.....	Gerald Parr (5/22/98)	Walk.....	Andy Bovender
Win.....	Adam Mills (6/1/07)	Save.....	Matt Foard (6/1/07)

Postseason Single Game Records

At-Bats.....	6, three players (5/31/08)	Runs.....	4, O'Brien Taylor (5/31/08)
Hits.....	4, Aaron Bray (5/30/08)	Doubles.....	2, Bo Robinson (5/22/98)
Triples.....	1, Cory Lane, twice	Home Runs.....	2, Chris Taylor (6/3/07)
Total Bases.....	8, Chris Taylor (6/3/07)	RBI.....	4, two players
Slugging %.....	1.600, Chris Taylor (6/3/07)	Walks.....	4, two players
Hit By Pitch.....	2, O'Brien Taylor (5/31/08)	Stolen Bases.....	3, Shane Brown (6/5/11)
Putouts.....	11, Alex Burt (6/3/07)	Assists.....	5, four players
Innings Pitched.....	7.1, Andrew Smith (6/3/11)	Relief Innings Pitched.....	6.0, B.J. Hagen (6/3/07)
Strikeouts.....	7, Tim Collie (5/26/93)	Scoreless Innings.....	6, Andrew Smith (6/3/11)

Postseason Single Tournament Records (Min. 2 GP or 5 AB for Percentages)

At-Bats.....	19, Aaron Bray (2007)	Runs.....	5, Spencer Steedley (2007)
Hits.....	9, Kris Rochelle (2007)	Doubles.....	2, two players
Triples.....	2, Cory Lane (2007)	Home Runs.....	2, two players
Total Bases.....	12, two players	Walks.....	6, Brad McElroy (5/31/08)
Hit By Pitch.....	2, two players	Stolen Bases.....	3, Shane Brown (6/5/11)
Slugging %.....	1.100, Aaron Bray (2008)	OB %.....	1.000, Brad McElroy (5 H & 6 BB, 2008)
Putouts.....	29, Alex Burt (2007)	Assists.....	11, Cory Lane (2007)
Pitching Appearances.....	2, six players	Wins or Saves.....	2, Matt Foard (W&S, 2007)
Innings Pitched.....	7.1, Andrew Smith (6/3/11)	Relief Innings Pitched.....	6.0, B.J. Hagen (2007)
Strikeouts.....	7, Tim Collie (1993)		


Postseason Career Tournament Records (Min. 2 GP or 5 AB for Percentages)

At-Bats.....	29, Aaron Bray	Runs.....	8, Chris Taylor
Hits.....	11, Aaron Bray	Doubles.....	2, Brad McElroy & Bo Robinson
Triples.....	2, Cory Lane	Home Runs.....	2, Aaron Bray & Chris Taylor
Total Bases.....	18, Aaron Bray	Walks.....	8, Brad McElroy
Hit By Pitch.....	2, Brad McElroy & O'Brien Taylor	Stolen Bases.....	3, Shane Brown
Slugging %.....	1.200, Jamie Haywood	OB %.....	.632, Kris Rochelle
Putouts.....	29, Alex Burt	Assists.....	15, Corey Shaylor
Appearances.....	4, B. Hamilton & Sam Pierce	Wins and Saves.....	2, Matt Foard (1 W, 1 S)
Innings Pitched.....	10.1, Andrew Smith	Relief Innings Pitched.....	7.0, B.J. Hagen
Strikeouts.....	9, Bryan Hamilton		



YEAR-BY-YEAR HITTING STATISTICS

Year	Head Coach	Record	Conf.	G	AB	R	H	Avg.	2B	3B	HR	RBI	SLG%	BB	K	SB-SBA	OB%	FLD%
2020	Robert Woodard	9-8	n/a	17	575	91	149	.259	20	1	8	81	.339	94	130	15-23	.374	.957
2019	Loren Hibbs	21-31-1	11-18-1	53	1821	269	514	.282	85	7	37	240	.398	167	369	29-43	.356	.976
2018	Loren Hibbs	34-24	17-13	58	2013	343	560	.278	87	14	37	306	.390	198	45	52-63	.352	.966
2017	Loren Hibbs	34-24	18-12	58	2031	384	610	.300	107	18	41	347	.431	205	292	42-57	.372	.978
2016	Loren Hibbs	23-32	12-17	55	1946	309	572	.294	105	13	34	271	.414	165	291	34-45	.358	.971
2015	Loren Hibbs	19-29	11-19	48	1614	204	403	.250	68	8	15	175	.330	146	301	17-28	.319	.959
2014	Loren Hibbs	19-31-1	10-19	51	1706	198	430	.252	70	9	15	183	.330	132	298	23-33	.317	.964
2013	Loren Hibbs	37-23	17-7	60	2032	326	586	.288	94	12	17	276	.372	214	295	78-102	.364	.961
2012	Loren Hibbs	21-32	9-14	53	1797	274	518	.288	84	21	19	240	.390	211	267	84-110	.371	.962
2011	Loren Hibbs	43-16	17-7	59	1951	389	575	.295	91	21	20	346	.397	280	290	113-142	.389	.969
2010	Loren Hibbs	40-16	20-7	56	1975	481	646	.327	103	15	42	423	.458	267	362	94-120	.417	.969
2009	Loren Hibbs	33-22	16-11	55	1955	470	630	.322	117	16	63	430	.495	293	293	86-115	.414	.959
2008	Loren Hibbs	43-16	19-8	59	2163	504	720	.333	131	19	58	456	.491	302	313	99-126	.416	.966
2007	Loren Hibbs	49-12	23-4	61	2194	457	704	.321	144	33	37	415	.467	239	314	78-101	.396	.966
2006	Loren Hibbs	35-20-1	18-9	56	1923	435	599	.311	107	26	30	378	.447	271	198	91-123	.401	.960
2005	Loren Hibbs	31-23	13-17	54	1897	387	575	.303	108	29	42	342	.457	242	355	91-114	.391	.963
2004	Loren Hibbs	20-32	9-21	52	1774	304	511	.288	104	11	68	277	.474	199	347	42-67	.368	.958
2003	Loren Hibbs	21-28	11-15	49	1636	318	478	.292	73	13	46	291	.437	186	352	53-71	.376	.965
2002	Loren Hibbs	19-35	9-21	54	1790	311	503	.281	82	11	33	282	.394	198	363	37-60	.368	.959
2001	Loren Hibbs	24-31	10-17	55	1853	311	525	.283	95	18	26	278	.396	204	350	77-104	.373	.949
2000	Loren Hibbs	32-25-1	15-11	58	1934	379	575	.297	109	14	39	350	.429	240	374	91-115	.395	.958
1999	Loren Hibbs	26-26	13-14	52	1771	327	508	.287	102	24	41	300	.441	201	441	60-90	.375	.948
1998	Loren Hibbs	43-19	19-8	62	2220	565	738	.332	156	15	95	515	.545	323	432	115-143	.421	.964
1997	Loren Hibbs	30-26-1	14-12	57	1990	393	593	.298	117	14	36	344	.425	261	387	100-131	.385	.958
1996	Loren Hibbs	29-30	11-13	59	2077	459	634	.305	110	21	55	399	.458	308	433	137-164	.396	.952
1995	Loren Hibbs	36-21	11-7	57	1955	399	561	.287	122	19	42	350	.433	251	419	86-119	.374	.965
1994	Loren Hibbs	31-25	12-5	56	1917	343	545	.284	93	11	31	300	.391	298	388	53-75	.381	.955
1993	Loren Hibbs	26-32	6-11	58	1927	312	524	.272	103	18	29	281	.389	253	365	41-65	.359	.952
1992	Jeff Edmonds	29-30	8-10	59	2033	401	610	.300	112	16	28	348	.412	228	264	94-117	.379	.946
1991	Gary Robinson	29-28	4-12	57	1889	363	552	.292	105	10	20	313	.390	248	275	119-159	.379	.959
1990	Gary Robinson	33-29	8-11	62	1954	339	540	.276	86	9	9	274	.343	269	296	86-128	.362	.953
1989	Gary Robinson	32-16-1	8-8	49	1586	321	464	.293	73	11	24	273	.398	257	242	70-102	.396	.959
1988	Gary Robinson	28-27-1	7-10-1	56	1772	285	480	.271	111	10	17	252	.348	226	312	91-116	.374	.945
1987	Gary Robinson	24-25	8-10	49	1600	250	428	.266	80	8	43	223	.405	158	328	57-77	.375	.952
1986	Gary Robinson	35-25	8-12	60	1988	425	576	.290	92	16	110	392	.517	280	305	80-104	.378	.943
1985	Gary Robinson	34-28	8-10	62	2027	471	637	.314	117	14	85	403	.511	296	292	143-173	.422	.952
1984	Gary Robinson	27-22	12-7	49	1505	298	411	.273	71	13	37	271	.410	233	261	74-98	.374	.945
1983	Gary Robinson	21-18	9-7	39	1209	268	361	.299	79	11	37	242	.477	225	178	77-90	.412	.944
1982	Gary Robinson	17-26-1	4-6	44	1352	274	407	.301	60	22	11	240	.404	229	211	111-130	.408	.935
1981	Gary Bartley	22-32	7-8	54	1518	233	410	.270	61	19	14	201	.350	167	213	57-75	.351	.936
1980	Gary Bartley	22-25	2-6	47	1363	210	335	.246	54	15	12	455	.334	210	236	77-98	.382	.933
1979	Gary Bartley	11-25	3-5	36	1036	146	253	.244	35	5	10	122	.317	134	197	27-49	.340	.939



Gary Bartley
1979-1981
Three Seasons

Overall
55-82 (.401)


Conference
12-19 (.387)



Gary Robinson
1982-1991
10 Seasons

Overall
280-244-3 (.531)

Conference
76-93-1 (.450)



Jeff Edmonds
1992
One Season

Overall
29-30 (.491)

Conference
8-10 (.444)

YEAR-BY-YEAR TEAM STATISTICS



YEAR-BY-YEAR PITCHING STATISTICS

Year	G	ERA	W-L	SV	CG	SHO	IP	H	H/9 Inn.	R	ER	BB	BB/9 Inn.	K	K/9 Inn.
2020	17	6.34	9-8	4	0	2	152.0	156	9.24	120	107	84	4.97	157	9.30
2019	53	5.59	21-31	13	0	3	473.1	536	10.19	343	294	230	4.37	402	7.60
2018	58	4.43	34-24	14	1	4	517.2	538	9.35	295	255	174	3.03	415	7.22
2017	58	4.45	34-24	14	1	4	513.1	530	9.30	277	254	176	3.09	436	7.65
2016	55	5.35	23-32	10	1	3	495.0	561	10.20	342	294	204	3.70	356	6.47
2015	48	5.10	19-29	11	1	5	423.1	501	10.66	299	240	145	3.08	290	6.16
2014	51	3.76	19-31	5	4	4	452.0	451	8.98	241	189	157	3.13	323	6.43
2013	60	3.16	37-23	13	3	2	532.0	514	8.70	264	187	180	3.05	361	6.11
2012	53	4.68	21-32	12	1	3	469.2	450	8.62	293	244	214	4.10	307	5.88
2011	59	2.81	43-16	13	5	11	522.1	431	7.43	208	163	172	2.96	423	7.29
2010	56	4.36	39-16*	15	0	2	493.0	469	8.56	283	239	207	3.78	415	7.58
2009	55	4.61	33-22	10	2	1	485.2	527	9.77	328	249	169	3.13	348	6.45
2008	59	4.66	43-16	10	4	0	531.1	572	9.69	334	275	198	3.35	370	6.27
2007	61	2.64	49-12	11	8	11	549.1	459	7.52	208	161	154	2.52	449	3.36
2006	56	3.50	35-20	13	10	3	496.0	487	8.84	258	193	143	2.59	408	7.40
2005	54	5.41	31-23	16	2	2	481.0	583	10.91	349	289	218	4.08	345	6.46
2004	52	6.03	20-32	10	3	0	453.2	529	10.49	371	304	213	4.23	294	5.83
2003	49	5.94	21-28	8	7	0	412.1	507	11.01	322	272	168	3.67	322	7.03
2002	54	6.66	19-35	7	3	2	461.0	595	11.62	424	341	289	5.54	368	7.18
2001	55	6.03	24-31	8	6	1	474.2	551	10.45	394	318	229	4.34	371	7.03
2000	58	5.35	32-25-1	12	11	3	496.2	502	9.10	359	295	277	5.02	448	8.12
1999	52	5.03	26-26	6	12	2	447.1	480	9.66	320	250	160	3.22	460	9.25
1998	62	5.76	43-19	13	9	3	545.1	611	10.08	399	349	270	4.46	506	8.35
1997	57	5.50	30-26-1	7	12	3	499.1	533	9.61	374	305	274	4.94	368	6.63
1996	59	5.59	29-30	3	10	0	508.1	570	10.09	398	316	222	3.93	375	6.64
1995	57	3.83	36-21	9	13	4	495.2	461	8.37	259	211	178	3.23	359	6.52
1994	56	3.99	31-25	6	9	6	494.0	505	9.20	288	219	171	3.12	342	6.23
1993	58	5.46	26-32	5	12	1	490.0	576	10.58	378	297	182	3.34	274	5.03
1992	59	5.96	29-30	7	9	1	495.2	610	11.08	423	328	259	4.70	312	5.67
1991	57	5.16	29-28	4	10	2	479.2	524	9.83	330	275	234	4.39	366	6.87
1990	62	3.47	33-29	10	16	8	509.0	524	9.27	275	196	182	3.22	393	6.95
1989	49	3.34	32-16-1	5	17	7	401.0	366	8.21	194	149	189	4.24	354	7.95
1988	56	4.74	28-27	6	21	6	461.2	502	9.79	348	243	203	3.96	340	6.63
1987	49	4.71	24-25	6	18	2	403.1	442	9.86	283	211	182	4.06	286	6.38
1986	60	4.35	35-25	6	20	3	496.0	514	9.82	344	240	199	3.61	308	5.59
1985	62	5.31	34-28	13	16	3	506.0	563	10.01	397	299	266	4.73	290	5.16
1984	49	4.28	27-22	5	14	2	395.2	397	9.03	258	188	166	3.78	211	4.80
1983	39	5.11	21-18	4	12	0	306.1	328	9.64	240	174	195	5.73	144	4.23
1982	44	6.02	17-26-1	2	16	1	333.1	445	12.02	333	223	186	5.02	194	5.24
1981	54	6.07	22-32	7	12	1	391.1	497	11.43	385	264	251	5.77	209	4.81
1980	47	4.61	22-25	4	11	3	361.0	392	9.77	268	188	224	5.58	258	6.43
1979	36	6.38	11-25	2	14	2	271.0	312	10.36	245	192	192	6.38	140	4.65



Loren Hibbs
1993-2019
27 Seasons

Overall
819-682-5 (.545)

Conference
359-320-1 (.529)



Robert Woodard
2020-Pres.
1 Season

Overall
9-8 (.529)


Conference
n/a

YEAR-BY-YEAR TEAM STATISTICS




YEAR-BY-YEAR HITTING LEADERS

<u>Average (min 100 AB)</u>	<u>Runs</u>	<u>Hits</u>	<u>Runs Batted In</u>	<u>Home Runs</u>
1979 Mark Vogler (.339)	Mark Davidson (21)	Mark Vogler, Mark Davidson (37)	Mark Vogler (22)	Mark Vogler (3)
1980 Jack Sink (.318)	Mark Davidson (29)	Jack Sink (49)	Mark Vogler (21)	Mark Davidson (4)
1981 Randy Duncan (.353)	Randy Duncan (39)	Randy Duncan (60)	Jack Sink (26)	Mark Vogler (3)
1982 James Dickerson (.400)	Kevin Ayers (38)	James Dickerson (56)	James Dickerson (42)	Three Players (2)
1983 Barry Shifflett (.397)	Kevin Ayers (44)	Kevin Ayers (51)	James Dickerson (47)	James Dickerson (11)
1984 Barry Shifflett (.329)	Kevin Ayers (49)	Kevin Ayers (55)	Field Culbreth (43)	Field Culbreth (10)
1985 Barry Shifflett (.467)	Kevin Ayers (85)	Barry Shifflett (92)	Barry Shifflett (71)	Alex Saylor (15)
1986 Stewart Cole (.336)	Danny Montgomery (53)	Barry Shifflett (68)	Alex Saylor (52)	Tom Malchesky (18)
1987 Stewart Cole (.301)	Stewart Cole (38)	Stewart Cole (57)	Donnie Poplin (34)	Stewart Cole (7)
1988 Jeff Shore (.335)	Eric Williams (47)	Jeff Shore (66)	Jeff Shore (47)	Donnie Poplin, Jeff Shore (5)
1989 Donnie Poplin (.358)	Donnie Poplin (46)	Donnie Poplin (62)	Donnie Poplin (53)	Donnie Poplin (12)
1990 Chris Haney (.340)	Chris Marien (47)	Chris Haney (68)	Chris Marien (37)	Michael Stubbs (3)
1991 Mickey Curry (.392)	Donovan Mitchell (69)	Donovan Mitchell (84)	Mickey Curry (56)	Cam Browder (7)
1992 Donovan Mitchell (.384)	Donovan Mitchell (68)	Donovan Mitchell (94)	Cam Browder (54)	Cam Browder (9)
1993 Cam Browder (.380)	Chris Helms (55)	Cam Browder (79)	Cam Browder (53)	Cam Browder (14)
1994 Andy Bovender, Kelly Skeens (.346)	Jimmy Anderson (44)	Kelly Skeens (73)	Andy Bovender (49)	Andy Bovender (12)
1995 Andy Bovender (.377)	Joey Anderson (57)	Jimmy Anderson, Kelly Skeens (68)	Kelly Skeens (47)	Andy Bovender (9)
1996 Joey Anderson (.401)	Joey Anderson (64)	Joey Anderson (89)	James Matan (64)	Joey Anderson (13)
1997 Bo Robinson (.395)	Joey Hammond, Bo Robinson (54)	Bo Robinson (90)	James Matan (57)	James Matan (11)
1998 Bo Robinson (.424)	Joey Hammond, Gerald Parr (84)	Bo Robinson (106)	Bo Robinson (100)	James Matan (27)
1999 Jason Hill (.352)	Bradley Smith (44)	Jason Hill, Bradley Smith (70)	Bradley Smith (47)	Kirby Southerland (8)
2000 Mike Taylor (.366)	Bradley Smith (52)	Bradley Smith (65)	Eric Shanks (46)	Daryl Clark, Bradley Smith (7)
2001 George Sandel (.336)	Brad Lamm (43)	George Sandel (75)	Brad Erwin (42)	Brad Erwin (11)
2002 George Sandel (.374)	George Sandel (47)	George Sandel (79)	George Sandel (39)	Brad Erwin (7)
2003 George Sandel (.330)	George Sandel (46)	George Sandel (64)	Randall Poplin (48)	Thomas Bowker (8)
2004 Jamie Rusco (.362)	Adam Willard (46)	Adam Willard (71)	Jamie Rusco (49)	Jamie Rusco (14)
2005 Adam Willard (.352)	Cory Lane (60)	Adam Willard (77)	Adam Willard (50)	Three Players (6)
2006 Mike Ambrose (.366)	Spencer Steedley (60)	Mike Ambrose (83)	Spencer Steedley (63)	Spencer Steedley (13)
2007 Kris Rochelle (.404)	Brad McElroy (65)	Brad McElroy (97)	Brad McElroy (68)	Brad McElroy (11)
2008 Brad McElroy (.381)	Aaron Bray (63)	Shayne Moody (88)	Rob Lyerly (76)	Chris Taylor (19)
2009 Rob Lyerly (.401)	Justin Wilson, Ryan Rivers (53)	Grant Bomann (71)	Ryan Rivers (65)	Ryan Rivers (18)
2010 Corey Shaylor (.388)	Cory Tilton (60)	Justin Wilson (82)	Ryan Rivers (63)	Ryan Rivers (13)
2011 Ross Steedley (.342)	Justin Wilson (48)	Justin Wilson (78)	Cory Tilton (45)	Corey Shaylor (5)
2012 Shane Brown (.365)	Shane Brown (46)	Shane Brown (70)	Shane Basen (45)	Corbin Shive (7)
2013 Justin Seager (.351)	Justin Seager (46)	Brad Elwood (80)	Shane Basen (49)	Basen, Brett Lang (4)
2014 Derek Gallelo, T.J. Nichting (.283)	Mikal Hill (33)	T.J. Nichting (56)	Logan Sherer (25)	Sherer, Corbin Shive (5)
2015 Brad Elwood (.328)	Logan Sherer (33)	Logan Sherer (60)	Zach Jarrett (32)	Zach Jarrett (7)
2016 Brett Netzer (.384)	Logan Sherer (48)	T.J. Nichting (82)	Logan Sherer (52)	Logan Sherer (12)
2017 T.J. Nichting (.373)	T.J. Nichting (60)	T.J. Nichting (91)	T.J. Nichting (49)	Zach Jarrett (13)
2018 Jackson Mims (.328)	Jackson Mims (48)	Jackson Mims (77)	Drew Ober (41)	Jackson Mims (9)
2019 Todd Elwood (.333)	Harris Yett (39)	Harris Yett (69)	Rafi Vazquez (45)	Rafi Vazquez (12)
2020 DNQ (Only 17 games)	played due to COVID-19	played due to COVID-19 pandemic		



James Dickerson
1982, .400 Avg.



Barry Shifflett
1985, .467 Avg.



Joey Anderson
1996, .401 Avg.



James Matan
1998, .401 Avg.

.400 Hitters



Bo Robinson
1998, .424 Avg.



Kris Rochelle
2007, .404 Avg.



Brad McElroy
2007, .401 Avg.




Rob Lyerly
2009, .401 Avg.

YEAR-BY-YEAR INDIVIDUAL LEADERS



YEAR-BY-YEAR PITCHING LEADERS

	<u>Wins</u>	<u>Innings Pitched</u>	<u>Strikeouts</u>	<u>ERA (min. 50 inn.)</u>
1979	Donnie Hoover (5)	Donnie Hoover (66.2)	Jeff Rogers (56)	Donnie Hoover (4.59)
1980	Donnie Hoover (6)	Donnie Hoover (79.0)	Doug Wagner (62)	Gregg Carroll (2.01)
1981	Eddie Thompson (6)	Eddie Thompson (70.0)	Jeff Rogers (50)	Eddie Thompson (2.96)
1982	John Warlick (6)	John Warlick (93.6)	Bryan Harvey (52)	John Warlick (5.96)
1983	Mark West (8)	Mark West (94.0)	Kenny Morgan (29)	Eddie Bean (3.06)
1984	Mark West (6)	Mark West (87.1)	Field Culbreth (61)	Field Culbreth (2.48)
1985	Field Culbreth, Jeff Shore (6)	Field Culbreth (111.2)	Field Culbreth (83)	Field Culbreth (3.40)
1986	Eric Burnette (9)	Eric Burnette (89.0)	Jeff Holshouser (54)	Steve Wagoner (2.17)
1987	Terry Hill (6)	Terry Hill (87.2)	Jeff Holshouser (63)	Jeff Holshouser (3.52)
1988	Chris Haney (6)	Chris Haney, Glenn Harris (90.0)	Chris Haney (69)	Glenn Harris (3.40)
1989	Deon Danner (8)	Joe Ganote (78.0)	Joe Ganote (95)	Chris Haney (1.83)
1990	Chris Haney, Sean Whiteside (6)	Chris Haney (96.1)	Chris Haney (82)	Sean Whiteside (2.20)
1991	Greg Laney (6)	Allen Plaster (95.0)	Sean Whiteside (87)	Doug Cox (3.57)
1992	Tim Collie (6)	Greg Laney (82.0)	Sean Whiteside (68)	Andrew Heckman (3.76)
1993	Tim Collie (8)	Tim Collie (117.0)	Tim Collie (81)	Tim Collie (4.46)
1994	Jeff Myers (9)	Tim Collie (122.0)	Tim Collie (101)	Matt McWilliams (3.42)
1995	Matt McWilliams (10)	Tim Collie (125.1)	Tim Collie (102)	Tim Collie (2.94)
1996	Jesse Summey (10)	Jesse Summey (123.1)	Jesse Summey (92)	Jesse Summey (3.36)
1997	Brannon Player (10)	Brannon Player (111.1)	John McKay (85)	John McKay (4.74)
1998	Jason Stanford (10)	John McKay (113.2)	John McKay (138)	Ryan Baker (4.81)
1999	Jason Stanford (8)	John McKay (99.1)	John McKay (106)	Ryan Baker (4.25)
2000	Ryan Baker, Brion Treadway (11)	Brion Treadway (116.2)	Brion Treadway (114)	Ryan Baker (3.78)
2001	John Maine (12)	John Maine (134.1)	John Maine (144)	Matt Johnson (3.55)
2002	John Maine (5)	John Maine (94.2)	John Maine (103)	Matt Landphair (4.70)
2003	Zachary Treadway (8)	Zachary Treadway (100.2)	Zachary Treadway (89)	Justin Brown (4.38)
2004	Three Players (4)	Zachary Treadway (89.2)	Justin Brown (68)	Adam Mills (4.35)
2005	Adam Mills, Derek McDaid (6)	Adam Mills (101.1)	Adam Mills (79)	Erik Walker (1.86)
2006	Derek McDaid (9)	Adam Mills (114.0)	Adam Mills (111)	Kyle Pfirman (2.15)
2007	Adam Mills (14)	Adam Mills (142.2)	Adam Mills (141)	Adam Mills (1.01)
2008	Joe Yermal (8)	Joe Yermal (84.0)	Luke Stahl (64)	Kelly McLain (2.22)
2009	Joe Yermal (8)	Joe Yermal (83.2)	Kelly McLain (71)	Joe Yermal (3.01)
2010	Corey Roberts (6)	Corey Roberts (85.1)	Corey Roberts (75)	Corey Roberts (3.48)
2011	Andrew Smith (10)	Andrew Smith (109.1)	Andrew Smith (92)	Andrew Smith (1.81)
2012	Joe Yermal (6)	Andrew Smith (90.0)	Andrew Smith (60)	Joe Yermal (3.48)
2013	Hunter May (8)	John Hamilton (98.0)	Brock Hudgens (77)	John Hamilton (2.76)
2014	Ryan Butler (5)	Corey Roberts (85.2)	Brock Hudgens (69)	Ryan Butler (3.47)
2015	Sean Geoghegan (6)	Sean Geoghegan (87.2)	Sean Geoghegan (58)	Sean Geoghegan (2.46)
2016	Josh Maciejewski (5) Holden Capps (5)	Josh Maciejewski (85.0)	Josh Maciejewski (65)	Holden Capps (3.79)
2017	Colton Laws (7) Matt Brooks (7)	Colton Laws (96.1)	Colton Laws (94)	Colton Laws (1.87)
2018	Josh Maciejewski (9)	Josh Maciejewski (104)	Josh Maciejewski (104)	Josh Maciejewski (2.25)
2019	Three Players (3)	Joey Cooner (61.2)	Chase Gooding (57)	Chase Gooding (4.09)
2020	DNQ (Only 17 games)	played due to COVID-19	pandemic)	



Matt McWilliams
10-5 in 1995



Jesse Summey
10-4 in 1996



Brannon Player
10-5 in 1997



Jason Stanford
10-3 in 1998



Ryan Baker
11-5 in 2000



Brion Treadway
11-4 in 2000



John Maine
12-6 in 2001



Adam Mills
14-2 in 2007



Andrew Smith
10-4 in 2011

YEAR-BY-YEAR INDIVIDUAL LEADERS



INDIVIDUAL SEASON RECORDS

<p>Batting Average (min. 150 AB)</p> <ol style="list-style-type: none"> 1. Barry Shifflett, 1985 .467 2. Bo Robinson, 1998 .424 3. Kris Rochelle, 2007 .404 4. Joey Anderson, 1996 .401 James Matan, 1998 .401 Brad McElroy, 2007 .401 Rob Lyerly, 2009 .401 <p>At Bats</p> <ol style="list-style-type: none"> 1. Cory Lane, 2007 274 2. Shayne Moody, 2008 261 3. Jason Hill, 1998 258 4. James Matan, 1998 257 5. Aaron Bray, 2008 253 <p>Runs</p> <ol style="list-style-type: none"> 1. Kevin Ayers, 1985 85 2. Joey Hammond, 1998 84 Gerald Parr, 1998 84 4. Bo Robinson, 1998 79 5. Donovan Mitchell, 1991 69 <p>Hits</p> <ol style="list-style-type: none"> 1. Bo Robinson, 1998 106 2. James Matan, 1998 103 3. Joey Hammond, 1998 100 4. Brad McElroy, 2007 97 5. Donovan Mitchell, 1992 94 <p>Consecutive Base Hits</p> <ol style="list-style-type: none"> 1. Justin Wilson 10 (2009) 2. Bo Robinson 8 (1997) Rob Lyerly 8 (2008) Ryan Rivers 8 (2009) <p>Longest Hitting Streaks</p> <ol style="list-style-type: none"> 1. James Matan 33 (1998) 2. Brad McElroy 29 (2008) 3. Keith English 27 (1995) <p>Doubles</p> <ol style="list-style-type: none"> 1. Bo Robinson, 1998 32 2. Bo Robinson, 1997 29 3. Brad McElroy, 2007 26 Rob Lyerly, 2008 26 5. Chris Taylor, 2007 25 <p>Triples</p> <ol style="list-style-type: none"> 1. Cory Lane, 2005 11 Cory Lane, 2007 11 3. Randy Duncan, 1981 10 4. Joey Anderson, 1996 8 5. Joey Anderson, 1993 7 Bubba Pfister, 1999 7 <p>Home Runs</p> <ol style="list-style-type: none"> 1. James Matan, 1998 27 2. Bo Robinson, 1998 19 Chris Taylor, 2008 19 4. Tom Malchesky, 1986 18 Ryan Rivers, 2009 18 	<p>Runs Batted In</p> <ol style="list-style-type: none"> 1. Bo Robinson, 1998 100 2. James Matan, 1998 95 3. Rob Lyerly, 2008 76 4. Jason Hill, 1998 73 5. Barry Shifflett, 1985 71 <p>Total Bases</p> <ol style="list-style-type: none"> 1. James Matan, 1998 209 2. Bo Robinson, 1998 199 3. Brad McElroy, 2007 160 4. Chris Taylor, 2008 159 5. Barry Shifflett, 1985 158 <p>Slugging Pct. (min. 150 AB)</p> <ol style="list-style-type: none"> 1. James Matan, 1998 .813 2. Barry Shifflett, 1985 .802 3. Bo Robinson, 1998 .796 4. Rob Lyerly, 2009 .725 5. Joey Anderson, 1996 .707 <p>Stolen Bases</p> <ol style="list-style-type: none"> 1. Kevin Ayers, 1985 46 2. Gerald Parr, 1998 41 3. Carlos Strickland, 1982 38 4. Donovan Mitchell, 1991 36 5. Kevin Ayers, 1983 34 <p>Stolen Base Attempts</p> <ol style="list-style-type: none"> 1. Kevin Ayers, 1985 53 2. Gerald Parr, 1998 48 3. Donovan Mitchell, 1991 42 4. Carlos Strickland, 1982 41 5. Kevin Ayers, 1983 39 <p>Walks</p> <ol style="list-style-type: none"> 1. Gerald Parr, 1998 64 2. Barry Shifflett, 1985 61 3. Joey Hammond, 1998 53 4. Barry Shifflett, 1986 51 5. Bo Robinson, 1998 49 <p>Hit by Pitch</p> <ol style="list-style-type: none"> 1. Josh McMillen, 1999 17 2. Mike Taylor, 2000 15 Brad Erwin, 2001 15 Brad Lamm, 2002 15 Brad McElroy, 2007 15 Corey Shaylor, 2010 15 <p>Sacrifice Flies</p> <ol style="list-style-type: none"> 1. Rob Lyerly, 2008 9 2. Spencer Steedley, 2006 8 Chris Lane, 2007 8 4. Barry Shifflett, 1985 7 James Matan, 1998 7 Bo Robinson, 1998 7 Mike Ambrose, 2006 7 Reece Hampton, 2017 7 	<p>Sacrifice Hits</p> <ol style="list-style-type: none"> 1. Justin Roland, 2011 22 2. Michael Green, 2013 17 3. Alex Bryant, 2005 14 Chris Lane, 2005 14 5. Hunter Jones, 2016 13 <p>On Base Pct. (min. 50 AB)</p> <ol style="list-style-type: none"> 1. Barry Shifflett, 1985 .581 2. Barry Shifflett, 1983 .580 3. Joey Anderson, 1996 .511 4. Bo Robinson, 1998 .510 5. Joey Hammond, 1998 .506 <p>Putouts</p> <ol style="list-style-type: none"> 1. Kelly Skeens, 1995 560 2. Jason Hill, 1998 541 3. Logan Sherer, 2016 534 4. Kelly Skeens, 1994 516 5. Rob Price, 1993 502 <p>Assists</p> <ol style="list-style-type: none"> 1. Joey Hammond, 1996 213 2. Gerald Parr, 1998 186 3. Chris Williams, 1985 184 4. Hunter Jones, 2016 183 5. Brian VandenHeuvel, '95 182 Brett Netzer, 2016 182 <p>Wins</p> <ol style="list-style-type: none"> 1. Adam Mills, 2007 14 2. John Maine, 2001 12 3. Ryan Baker, 2000 11 Brion Treadway, 2000 11 5. Matt McWilliams, 1995 10 Jesse Summey, 1996 10 Brannon Player, 1997 10 Jason Stanford, 1998 10 Andrew Smith, 2011 10 <p>Innings Pitched</p> <ol style="list-style-type: none"> 1. Adam Mills, 2007 142.2 2. John Maine, 2001 134.1 3. Tim Collie, 1995 125.1 4. Jesse Summey, 1996 123.1 5. Tim Collie, 1994 122.0 <p>Earned Run Avg. (min. 50 IP)</p> <ol style="list-style-type: none"> 1. Adam Mills, 2007 1.01 2. Andrew Smith, 2011 1.81 3. Chris Haney, 1989 1.83 4. Erik Walker, 2005 1.86 5. Colton Laws, 2017 1.87 	<p>Opp. Batting Avg. (min. 50 IP)</p> <ol style="list-style-type: none"> 1. Erik Walker, 2005 .173 2. Sean Whiteside, 1990 .181 3. Adam Mills, 2007 .188 4. Corey Roberts, 2011 .202 5. Spencer Steedley, 2007 .207 <p>Strikeouts</p> <ol style="list-style-type: none"> 1. John Maine, 2001 144 2. Adam Mills, 2007 141 3. John McKay, 1998 138 4. Brion Treadway, 2000 114 5. Adam Mills, 2006 111 <p>Pitching Starts</p> <ol style="list-style-type: none"> 1. John Maine, 2001 20 2. Matt McWilliams, 1995 18 John McKay, 1998 18 Brion Treadway, 2000 18 Adam Mills, 2007 18 Spencer Steedley, 2007 18 <p>Complete Games</p> <ol style="list-style-type: none"> 1. Field Culbreth, 1985 10 2. Eric Burnette, 1989 9 Chris Haney, 1990 9 4. Joe Ganote, 1989 8 Adam Mills, 2007 8 <p>Shutouts</p> <ol style="list-style-type: none"> 1. Glenn Harris, 1988 4 Adam Mills, 2007 4 3. Eric Burnette, 1986 2 Chris Haney, 1990 2 Steve Southard, 1990 2 Tim Collie, 1994 2 Tim Collie, 1995 2 Spencer Steedley, 2007 2 <p>Appearances</p> <ol style="list-style-type: none"> 1. Erik Walker, 2005 31 Frank Kowar, 1990 31 3. Kelly McLain, 2009 30 4. Keith Moreland, 2005 29 Steve Wagoner, 1986 29 Dan Donnack, 1998 29 Brion Treadway, 1998 29 John McKay, 2000 29 <p>Saves</p> <ol style="list-style-type: none"> 1. Erik Walker, 2005 12 2. John McKay, 2000 11 3. Frank Kowar, 1990 9 Jonah Patten, 2018 9 5. Colby Bruce, 2019 8 Patrick Lawson, 2010 8
--	--	--	--



INDIVIDUAL CAREER HITTING RECORDS

BATTING AVG. (min. 250 AB)

1. Brad McElroy (2007-08)	.392
2. Barry Shifflett (1983-86)	.387
3. Rob Lyerly (2008-09)	.380
4. James Dickerson (1982-83)	.375
5. James Matan (1996-98)	.362
6. Donovan Mitchell (1989-92)	.358
7. Shane Brown (2009-12)	.355
Bo Robinson (1995-98)	.355
9. Brett Netzer (2015-17)	.351
10. George Sandel (2001-03)	.348

AT BATS

1. Joey Anderson (1993-96)	875
2. Kelly Skeens (1992-95)	863
T.J. Nichting (2014-17)	863
4. Jimmy Anderson (1994-97)	859
5. Cory Lane (2004-07)	856
6. Aaron Bray (2006-09)	845
7. Jason Hill (1996-99)	838
8. Logan Sherer (2014-17)	819
9. Bo Robinson (1995-98)	815
10. Chris Taylor (2005-08)	806

HITS

1. Aaron Bray (2006-09)	293
2. Bo Robinson (1995-98)	289
3. Joey Anderson (1993-96)	279
4. Kelly Skeens (1992-95)	270
5. Jason Hill (1996-99)	269
Cory Lane (2004-07)	269
7. T.J. Nichting (2014-17)	267
8. Chris Taylor (2005-08)	264
9. Jimmy Anderson (1994-97)	262
10. James Matan (1996-98)	258

DOUBLES

1. Bo Robinson (1995-98)	82
2. Jason Hill (1996-99)	73
3. T.J. Nichting (2014-17)	66
4. Chris Taylor (2005-08)	65
5. Donnie Poplin (1986-89)	63
6. Cam Browder (1989, 91-93)	62
7. Kelly Skeens (1992-95)	58
8. Jimmy Anderson (1994-97)	54
Kris Rochelle (2004-07)	54
10. James Matan (1996-98)	53

TRIPLES

1. Cory Lane (2004-07)	30
2. Joey Anderson (1993-96)	24
3. Randy Duncan (1979-82)	20
4. Cory Tilton (2008-10)	16
5. Kevin Ayers (1982-85)	11
Joey Hammond (1996-98)	11
Mike Ambrose (2005-06)	11
Justin Wilson (2008-11)	11
Shane Basen (2010-13)	11
10. Bradley Smith (1999-00)	10
Jimmy Anderson (1994-97)	10
Spencer Steedley (2004-07)	10
Aaron Bray (2006-09)	10

HOME RUNS

1. James Matan (1996-98)	48
2. Barry Shifflett (1983-86)	39
3. Alex Saylor (1983-86)	38
Bo Robinson (1995-98)	38
5. Chris Taylor (2005-08)	35
6. Kenny Morgan (1983-86)	32
Cam Browder (1989, 91-93)	32
8. Ryan Rivers (2008-10)	31
Logan Sherer (2014-17)	31
10. Kirby Southerland (1997-00)	30

SLUGGING PCT. (min. 250 AB)

1. Rob Lyerly (2008-09)	.713
2. Barry Shifflett (1983-86)	.668
3. James Matan (1996-98)	.650
4. Ryan Rivers (2008-10)	.632
5. James Dickerson (1982-83)	.628
6. Brad McElroy (2007-08)	.624
7. Bo Robinson (1995-98)	.612
8. Zane Williams (2009-10)	.586
9. Jamie Rusco (2003-04)	.578
10. Chris Taylor (2005-08)	.558

ON-BASE PCT. (min. 250 AB)

1. Barry Shifflett (1983-86)	.516
2. Brad McElroy (2007-08)	.479
3. James Dickerson (1982-83)	.459
4. Shane Brown (2009-12)	.450
Rob Lyerly (2008-09)	.450
6. Zane Williams (2009-10)	.444
7. O'Brien Taylor (2005-08)	.440
8. Jamie Rusco (2003-04)	.436
9. Aaron Bray (2006-09)	.435
10. Cam Browder (1989, 91-93)	.434

RUNS

1. Kevin Ayers (1982-85)	216
2. Aaron Bray (2006-09)	212
3. Bo Robinson (1995-98)	198
4. Cory Lane (2004-07)	197
Joey Anderson (1993-96)	197
6. Jimmy Anderson (1994-97)	192
7. Barry Shifflett (1983-86)	190
8. Joey Hammond (1996-98)	186
9. Chris Taylor (2005-08)	177
10. Gerald Parr (1996-98)	175

RUNS BATTED IN

1. Bo Robinson (1995-98)	230
2. James Matan (1996-98)	216
3. Chris Taylor (2005-08)	208
4. Barry Shifflett (1983-86)	196
5. Jason Hill (1996-99)	188
6. Cam Browder (1989, 91-93)	178
7. Jimmy Anderson (1994-97)	176
8. Joey Anderson (1993-96)	161
Corey Shaylor (2008-11)	161
10. Alex Saylor (1983-86)	160
Kelly Skeens (1992-95)	160

WALKS

1. Barry Shifflett (1983-86)	189
2. Gerald Parr (1996-98)	141
3. Kenny Morgan (1983-86)	140
4. Joey Anderson (1993-96)	137
5. Jimmy Anderson (1994-97)	135
Aaron Bray (2006-09)	135
7. Cam Browder (1989, 91-93)	132
8. Kevin Ayers (1982-85)	129
9. Kris Rochelle (2004-07)	128
10. Donnie Poplin (1986-89)	117
Brian Bowman (1999-02)	117

TOTAL BASES

1. Bo Robinson (1995-98)	499
2. James Matan (1996-98)	463
3. Chris Taylor (2005-08)	450
4. Joey Anderson (1993-96)	449
5. Barry Shifflett (1983-86)	436
Jason Hill (1996-99)	436
7. Cory Lane (2004-07)	419
8. Cam Browder (1989, 91-93)	416
9. Logan Sherer (2014-17)	390
10. Kelly Skeens (1992-95)	385

STOLEN BASES

1. Kevin Ayers (1982-85)	120
2. Gerald Parr (1996-98)	90
3. Cory Tilton (2008-11)	73
4. Carlos Strickland (1979-83)	72
5. Barry Shifflett (1983-86)	70
6. Calvin Smith (1988-91)	69
Joey Anderson (1993-96)	69
8. Donovan Mitchell (1989-92)	67
9. Justin Wilson (2008-11)	65
10. Shane Brown (2009-12)	64

TOTAL GAMES PLAYED

1. Joey Anderson (1993-96)	229
2. Justin Roland (2009-13)	228
3. Jimmy Anderson (1994-97)	227
4. Kelly Skeens (1992-95)	226
5. Bo Robinson (1995-98)	221
6. Cam Browder (1989, 91-93)	219
Jason Hill (1996-99)	219
8. Cory Lane (2004-07)	216
Chris Taylor (2005-08)	216
10. Kris Rochelle (2004-07)	215
Aaron Bray (2006-09)	215





INDIVIDUAL CAREER PITCHING RECORDS

WINS

1. Adam Mills (2004-07)	32
2. Joe Yermal (2008-12)	30
3. Tim Collie (1992-95)	29
4. Ryan Baker (1997-00)	26
5. Brannon Player (1994-97)	24
6. Andrew Smith (2008-12)	21
Josh Maciejewski (2015-18)	21
8. Eric Burnette (1984-87)	20
John Maine (2000-02)	20
10. John McKay (1996-00)	19

STRIKEOUTS

1. John McKay (1996-00)	409
2. Adam Mills (2004-07)	371
3. Ryan Baker (1997-00)	322
4. Tim Collie (1992-95)	318
5. John Maine (2000-02)	297
6. Josh Maciejewski (2015-18)	264
7. Zach Treadway (2001-04)	232
8. Andrew Smith (2008-12)	230
9. Brion Treadway (1998-00)	229
10. Corey Roberts (2010-14)	224

INNINGS PITCHED

1. Adam Mills (2004-07)	409.2
2. Tim Collie (1992-95)	404.1
3. Ryan Baker (1997-00)	368.1
4. John McKay (1996-00)	346.1
5. Josh Maciejewski (2015-18)	330.1
6. Brannon Player (1994-97)	324.2
7. Joe Yermal (2008-12)	317.2
8. Andrew Smith (2008-12)	311.2
9. Zach Treadway (2001-04)	299.1
10. Corey Roberts (2010-14)	298.2

APPEARANCES

1. Erik Walker (2002-06)	103
2. Terry Hill (1984-87)	95
3. Bryan Hamilton (2007-11)	87
4. John McKay (1997-00)	84
Wes Hatley (2010-13)	84
6. Kelly McLain (2006-10)	82
7. Adam Mills (2004-07)	79
Brandon Vogler (2014-17)	79
9. Tim Collie (1992-95)	78
Matt Landphair (2002-06)	78

STRIKEOUTS PER NINE INN.

(Min. 100 IP)	
1. John McKay (1996-00)	10.63
2. Erik Walker (2003-06)	9.91
3. John Maine (2000-02)	9.67
4. John Ganote (1989-90)	9.57
5. Brion Treadway (1998-00)	9.57
6. Kelly McLain (2006-10)	9.47
7. Bryan Hamilton (2007-11)	9.44
8. Sean Whiteside (1990-92)	9.01
9. Jeff Rogers (1979-81)	8.85
10. Brock Hudgens (2011-14)	8.77

COMPLETE GAMES

1. Chris Haney (1988-90)	20
2. Eric Burnette (1984-87)	18
Tim Collie (1992-95)	18
4. Jeff Holshouser (1986-89)	16
5. Fieldin Culbreth (1984-86)	15
Adam Mills (2004-07)	15
7. Brannon Player (1994-97)	12
8. Joe Ganote (1989-90)	10
Jason Stanford (1998-99)	10
10. Donnie Hoover (1979-80)	9
Eddie Bean (1983-85)	9
Mark West (1983-84)	9

PITCHER STARTS

1. Josh Maciejewski (2015-18)	55
2. Joe Yermal (2008-12)	54
3. Ryan Baker (1997-00)	51
Adam Mills (2004-07)	51
5. Andrew Smith (2008-12)	49
6. Tim Collie (1992-95)	47
7. Corey Roberts (2010-14)	46
8. Zach Treadway (2001-04)	45
9. Tyler Barnette (2011-13)	43
10. John Maine (2000-02)	41

OPPONENT BATTING AVG.

(Min. 100 IP)	
1. Bryan Hamilton (2007-11)	.202
2. Erik Walker (2003-06)	.217
3. Brock Hudgens (2011-14)	.232
4. Zach Rosenbaum (2006-08)	.234
5. Kelly McLain (2006-10)	.239
6. Adam Mills (2004-07)	.242
7. Corey Roberts (2010-14)	.245
8. Allen Plaster (1989-91)	.247
Wes Hatley (2010-13)	.247
Colton Laws (2016-17)	.247

SAVES

1. Erik Walker (2002-06)	26
2. Jonah Patten (2017-18)	16
3. John McKay (1996-00)	14
4. Bryan Hamilton (2006-11)	13
5. Sam Pierce (2006-09)	12
6. Terry Hill (1984-86)	10
Frank Kowar (1987-90)	10
Tim Collie (1992-95)	10
Jacob Chaney (2001-02)	10
Kelly McLain (2006-10)	10

SHUTOUTS

1. Tim Collie (1992-95)	4
Glenn Harris (1988)	4
Adam Mills (2004-07)	4
4. Eric Burnette (1984-87)	3
Chris Haney (1988-90)	3
6. Steve Southard (1988-90)	2
Deon Danner (1989-91)	2
John Ganote (1989-90)	2
Sean Whiteside (1990-92)	2
Spencer Steedley (2004-07)	2
Josh Maciejewski (2015-18)	2

FEWEST WALKS PER NINE INN.

(Min. 100 IP)	
1. Colton Laws (2016-17)	1.63
2. Fieldin Culbreth (1984-86)	1.96
3. Jeff Myers (1993-94)	2.00
4. Adam Mills (2004-07)	2.11
5. Tim Collie (1992-95)	2.16
6. Chris Haney (1988-90)	2.29
Joe Yermal (2008-12)	2.29
8. John Hamilton (2010-13)	2.42
9. Matt Foard (2004-07)	2.51
10. Derek McDaid (2005-06)	2.54

EARNED RUN AVG. (Min. 100 IP)

1. John Hamilton (2010-13)	2.79
2. Adam Mills (2004-07)	2.94
3. Fieldin Culbreth (1984-86)	3.08
4. Colton Laws (2016-17)	3.13
5. Bryan Hamilton (2007-11)	3.17
6. Greg Carroll (1980-81)	3.35
Chris Haney (1988-90)	3.35
8. Tyler Barnette (2011-13)	3.37
9. Erik Walker (2003-06)	3.38
10. Wes Hatley (2010-13)	3.50

COMBINED SHUTOUTS

1. John McKay (1996-00)	4
Ryan Baker (1997-00)	4
Adam Mills (2004-07)	4
Kyle Pfirrmann (2006-08)	4
Chad Rothlin (2009-12)	4
Joe Yermal (2008-12)	4
John Hamilton (2010-12)	4
Micah Wells (2013-2016)	4
9. 9 Tied with	3



INDIVIDUAL GAME AND SELECT SEASON RECORDS

GAMES PLAYED

Season 62, by 10 Players
 Career 229, Joey Anderson (1993-96)

AT BATS

Game 8, Kevin Ayers vs. Jacksonville (3/25/89);
 Aaron Bray and Cory Lane vs. Indiana (2/26/06)
 Season 258, Jason Hill (1998)
 Career 875, Joey Anderson (1993-96)

BATTING AVERAGE

Season467, Barry Shifflett (1985)
 Career392, Brad McElroy (2007-08)

HITS

Game 6, Field Culbreth vs. Catawba (4/25/85)
 Rob Lyerly at Massachusetts (4/19/08)
 Season 106, Bo Robinson (1998)
 Career 293, Aaron Bray (2006-09)

RUNS

Game 6, Justin Wilson at Wake Forest (3/21/11)
 Season 85, Kevin Ayers (1985)
 Career 216, Kevin Ayers (1982-85)

RUNS BATTED IN

Game 8, Alex Saylor vs. Pfeiffer (4/4/85);
 Kenny Morgan vs. George Mason (3/12/86);
 James Matan vs. Memphis (4/20/96);
 Ryan Rivers vs. Marist (3/5/10);
 Corey Shaylor vs. Missouri (2/27/11)
 Season 100, Bo Robinson (1998)
 Career 230, Bo Robinson (1995-98)

DOUBLES

Game ... 3, 17 players (last Jackson Mims at Wake Forest, 4/18/17)
 Season 32, Bo Robinson (1998)
 Career 82, Bo Robinson (1995-98)

TRIPLES

Game 2, 8 times (last Cammarata vs. Coppin State, 3/10/19)
 Season 11, Cory Lane (2005 & 2007)
 Career 30, Cory Lane (2004-07)

HOME RUNS

Game 3, Alex Saylor vs. Pfeiffer (4/2/85);
 James Matan vs. Memphis (4/20/96);
 James Matan vs. Yale (3/10/97);
 Rob Lyerly at Massachusetts (4/19/08);
 Zach Jarrett at UAB (4/29/17)
 Season 27, James Matan (1998)
 Career 48, James Matan (1996-98)

TOTAL BASES

Game 19 Rob Lyerly at Massachusetts (4/19/08)
 Season 209, James Matan (1998)
 Career 499, Bo Robinson (1995-98)

SLUGGING PCT.

Game 3.250, James Matan vs. Yale (3/10/97)
 Season813, James Matan (1998)
 Career713, Rob Lyerly (2008-09)

HIT BY PITCH

Game 3, Eric Shanks vs. Cincinnati (5/15/99)
 Season 17, Josh McMillen (1999)
 Career 53, Brad Lamm (2000-03)

STOLEN BASES

Game 4, 4 players (last by D. Gallelo vs. Fairfield 3/12/16)
 Season 46, Kevin Ayers (1985)
 Career 120, Kevin Ayers (1982-85)

WALKS (Batting)

Game 5, Barry Shifflett vs. VCU (5/1/83);
 Barry Shifflett vs. Catawba (4/2/86);
 Bo Robinson vs. Howard (2/23/96);
 Gerald Parr vs. Howard (2/28/98);
 John Stallings vs. Canisius (2/18/06)
 Season 64, Gerald Parr (1998)
 Career 189, Barry Shifflett (1983-86)

STRIKEOUTS (Batting)

Game 5, Brian Bowman vs. Memphis (5/8/99)
 Season 65, Rafi Vazquez (2019), Jason Hill (1998)
 Career 208, Jason Hill (1996-99)

INNINGS PITCHED

Game 12, Chris Haney vs. VCU (3/25/89)
 Season 142.2, Adam Mills (2007)
 Career 409.2, Adam Mills (2004-07)

DECISIONS

Season 18, John Maine (2001)
 Career 50, Tim Collie (1992-95)

WINS

Season 14, Adam Mills (2007)
 Career 32, Adam Mills (2004-07)

CONSECUTIVE WINS (Pitching)

Jason Stanford 9 (1998)

LOSSES

Season 10, Sean Whiteside (1991);
 10, John McKay (1999);
 Career 24, John McKay (1996-00)

STRIKEOUTS (Pitching)

Game 16, Joe Ganote vs. Augusta (3-14-89)
 Scott Muscat vs. Campbell (4-11-89)
 John McKay vs. Cleveland State (3-7-99)
 Season 144, John Maine (2001)
 Career 409, John McKay (1996-00)

WALKS (Pitching)

Game 13, Scott Muscat & Allen Plaster
 Season 70, Brion Treadway (2000)
 Career 161, Ryan Baker (1997-00)

EARNED RUN AVERAGE

Season 1.01 Adam Mills (2007)(100+ inn.)
 Career 2.79, John Hamilton (2010-13)(100+ inn.)



TEAM SEASON RECORDS

Batting Average (min. 150 AB)		Total Bases		Stolen Bases		Innings Pitched	
1. 2008 (720-2163)	.333	1. 1998	1209	1. 1985 (173 Att.)	143	1. 2007	549.1
2. 1998 (738-2220)	.332	2. 2008	1063	2. 1996 (164 Att.)	137	2. 1998	545.1
3. 2010 (646-1975)	.327	3. 1985	1037	3. 1991 (159 Att.)	119	3. 2013	532.0
4. 2009 (630-1955)	.322	4. 1986	1030	4. 1998 (143 Att.)	115	4. 2008	531.1
5. 2007 (704-2194)	.321	5. 2007	1025	5. 2011 (142 Att.)	113	5. 2011	522.1
At Bats		Slugging Pct. (min. 150 AB)		Stolen Base Percentage		Fewest Walks Per Nine Inn.	
1. 1998	2220	1. 1998 (2220 AB)	.545	1. 1983 (77-90)	.856	1. 2007 (549.1 IP)	2.52
2. 2007	2194	2. 1986 (1988 AB)	.518	2. 1982 (111-130)	.854	2. 2006 (496 IP)	2.59
3. 2008	2163	3. 1985 (2027 AB)	.512	3. 1996 (137-164)	.835	3. 2001 (522.1 IP)	2.96
4. 1996	2077	4. 2009 (1955 AB)	.495	4. 1985 (143-173)	.827	4. 2013 (532.0 IP)	3.05
5. 1992	2033	5. 2008 (2163 AB)	.491	5. 1998 (115-143)	.804	5. 2015 (423.1 IP)	3.08
Runs		Walks		Wins		Opponent Batting Avg.	
1. 1998	565	1. 1998	323	1. 2007 (61 Games)	49	1. 2007 (549.1 IP)	.228
2. 2008	504	2. 1996	308	2. 1998 (62 Games)	43	2. 2011 (522.1 IP)	.229
3. 2010	481	3. 2008	302	2008 (59 Games)	43	3. 1989 (401 IP)	.240
4. 1985	471	4. 1994	298	2011 (59 Games)	43	4. 2013 (532.0 IP)	.254
5. 2009	470	5. 1985	296	5. 2010 (56 Games)	39	5. 1986 (496 IP)	.260
Hits		Hit by Pitch		Earned Run Avg.		Complete Games	
1. 1998	738	1. 2000	91	1. 2007 (549.1 IP)	2.64	1. 1988	21
2. 2008	720	2. 2001	75	2. 2011 (522.1 IP)	2.81	2. 1986	20
3. 2007	704	3. 2002	59	3. 2013 (532.0 IP)	3.16	3. 1984	18
4. 2010	646	4. 2010	58	4. 1989 (401 IP)	3.34	4. 1989	17
5. 1985	637	1999	58	5. 1990 (509 IP)	3.47	5. 1982, 1985, 1990	16
Doubles		On Base Pct. (min. 50 AB)		Strikeouts		Shutouts	
1. 1998	156	1. 1998 (2220 AB)	.421	1. 1998	506	1. 2007	11
2. 2007	144	2. 2010 (1975 AB)	.417	2. 1999	460	2011	11
3. 2008	131	3. 2008 (2163 AB)	.416	3. 2007	449	3. 1988	6
4. 1995	122	4. 2009 (1955 AB)	.414	4. 2000	448	1990	6
5. 1985, 1997, 2009	117	5. 1983 (1209 AB)	.408	5. 2017	436	5. 1989	4
Triples		Sacrifice Flies		Strikeouts Per Nine Inn.		Saves	
1. 2007	33	1. 2006	47	1. 1999 (447.1 IP)	9.25	1. 2005	16
2. 2005	29	2. 2008	45	2. 1998 (545.1 IP)	8.35	2. 2010	15
3. 2006	26	3. 1998	37	3. 2000 (496.2 IP)	8.12	3. 2017, 2018	14
4. 1999	24	4. 2009	35	4. 1989 (401 IP)	7.95	4. 1985, 1998, 2006	13
5. 1982	22	5. 2011	34	5. 2017 (513.1 IP)	7.64	2011, 2013, 2019	
Home Runs		Sacrifice Hits		Games Played		Fielding Percentage	
1. 1986	110	1. 2013	66	1. 1985	62	1. 2017 (1540-530-46)	.978
2. 1998	95	2. 2011	61	1990	62	2. 2019 (1420-444-45)	.976
3. 1985	85	3. 2012	55	1998	62	3. 2016 (1485-688-65)	.971
4. 2004	68	4. 2005	46	4. 2007	61	4. 2010 (1479-522-65)	.969
5. 2009	63	2006	46	5. 1986, 2013	60	2011 (1567-652-72)	.969
Runs Batted In						Fewest Errors	
1. 1998	515					1. 2019	45
2. 2008	456					2. 2017	46
3. 2009	430					3. 2003	63
4. 2010	423					4. 2016	65
5. 2007	415					2010	65



TEAM SEASON & GAME RECORDS

SEASON RECORDS

TEAM

Games62 in 1985, 1990 & 1998
 Wins 49 in 2007
 Losses 35 in 2002
 Consecutive Wins 11 in 2000
 Consecutive Home Wins..... 17 in 2010
 won 17 straight across 2007-08 seasons
 Best Start to a Season.....11-0 in 2000
 Consecutive Losses..... 9 in 2012
 Home Wins 29 in 1998, 2010 & 2013
 Road Wins 19 in 2007
 Home Losses 19 in 2004
 Road Losses 19 in 1993 & 2002
 Wins vs. RHP 37 in 2007
 Wins vs. LHP 15 in 1998
 Consec. non-shutout 179 (2005-08)

BATTING

At Bats 2220 in 1998
 Runs Scored 565 in 1998
 Hits 738 in 1998
 Singles 512 in 2008
 Doubles 156 in 1998
 Triples 33 in 2007
 Home Runs 110 in 1986
 Total Bases 1209 in 1998
 Slugging Pct.545 in 1998
 Runs Batted In 515 in 1998
 Batting Average333 in 2008
 Strikeouts 441 in 1999
 Bases on Balls 323 in 1998
 Stolen Bases 143 in 1985
 Hit by Pitches..... 91 in 2000
 Sacrifice Hits 66 in 2013
 Sacrifice Flies 47 in 2006

FIELDING

Fielding %978 in 2017
 Putouts 1648 in 2007
 Assists 727 in 1990
 Most Errors 127 in 1986
 Fewest Errors 45 in 2019
 Total Chances 2424 in 2007
 Double Plays 61 in 2016

SEASON RECORDS

PITCHING

Innings Pitched 549.1 in 2007
 Combined Appearances 248 in 2017
 Complete Games 21 in 1988
 Strikeouts 506 in 1998
 Fewest Bases on Balls..... 143 in 2006
 Most Bases on Balls 289 in 2002
 Fewest Hits Allowed 312 in 1979
 Most Hits Allowed 611 in 1998
 Lowest ERA 2.64 in 2007
 Highest ERA 6.66 in 2002
 Wild Pitches 88 in 2002
 Hit Batters 83 in 2012
 Runs Allowed 424 in 2002
 Most Ear. Runs Allowed..... 349 in 1998
 Fewest Ear. Runs Allowed..... 149 in 1989
 Most Extra Base Hits 328 in 1992
 HR Allowed 75 in 1985
 No-hitters 1 in 1987
 Saves 16 in 2005
 Shutouts11 in 2007 & 2011

GAME RECORDS

TEAM BATTING

Longest Game 5:10 vs. FAU (4/7/17)
 Longest (Inn.)..... 15 at FAU (4/10/16)
 At Bats 58 vs. JAX (3/25/84);
at UMass (4/19/08)
 Runs32 vs. Appalachian St. (3/9/95)
 Margin30 (31-1) vs. N.C. A&T (4/7/09)
 Hits 29 at Massachusetts (4/19/08)
 Singles 19 vs. Pfeiffer (2/23/90)
 Doubles9 vs. Radford (2/19/07)
 Triples 4, twice (last vs. Harvard, 3/19/11)
 Home Runs 7 vs. Pfeiffer (4/2/85)
 RBI30 vs. Appalachian St. (3/9/95)
 TB's 54 vs. George Mason (3/12/86)
 K's 17 three (last: Tulane 3/19/99)
 Bases on Balls17, four times
 SB's 11 vs. Gardner-Webb (3/17/84)
 HBP's8 vs. Cincinnati (5/15/99)
 Sac Hits5 vs. Indiana (2/26/06)
 at George Washington * (4/27/12)
 Sac Flies4, 4x, (last at GTech, 5/6/12)
 Combined Runs .. 41 (Charlotte 32, ASU 9)
 HR in an inning3, four times
 (last, Cincinnati, 5/15/99)

TEAM FIELDING

Putouts 42, twice, last 2/26/06
 Assists 23, vs. Rider (3/13/09)
 Errors 9 vs. South Florida (5/7/82)
 Double Plays5 , three times

TEAM PITCHING

Appearances 10 vs. NCSU, 3/29/16
 Innings Pitched14, three times
 Strikeouts 17 vs. Siena (2/25/00)
 17 vs. Radford (2/19/07)
 Walks 14 vs. George Mason (3/15/83)
 vs. Youngstown State (3/3/13)
 Hits 27 vs. TCU (4/23/05)
 Wild Pitches 7 vs. Baptist (3/10/89)
 Hit Batters 7, at High Point (2/21/12)
 Runs Allowed 28 vs. Tulane (3/22/89)
 Earned Runs 26 vs. TCU (4/23/05)
 HR Allowed 9 vs. TCU (4/23/05)



FIRST COLLEGIATE GAME AT TRUIST FIELD



Game 23 • March 31, 2015 • Uptown Charlotte

N.C. State
Charlotte

10
6



GAME RECAP:

The N.C. State Wolfpack scored runs in six of the nine inning on Tuesday night to secure a 10-6 victory over the Charlotte 49ers in baseball action at BB&T Ballpark presented by the UNC Charlotte College of Education. The first-ever collegiate game in the one-year old facility drew a Charlotte record 8,147 fans to Uptown Charlotte.

"What a great atmosphere," stated Head Coach Loren Hibbs postgame. "We had almost 8,200 paid, a great environment. We have to thank the Knights and N.C. State again. We're not happy we didn't win the game, but it was still a great night of baseball all around. We have a very slim margin for error right now but it will improve as the season goes on."

N.C. State (18-9) pushed their season-high win streak to seven by striking first in the opening frame. Brock Deatherage and Logan Ratledge started the inning with back-to-back singles before three-straight groundballs scored the night's first run. Jake Armstrong got credit for the RBI on his roller over to short. In the third, both teams traded a pair of runs as the Niners cut the lead down to 3-2 through three. In the Wolfpack third, an Andrew Knizer two-run homer to left provided the visitor runs while Eric Eason's single to center and Brad Elwood reaching on a strikeout, wild pitch, scored Daddio from third.

Joe Dunand got in on the long ball act with a solo shot in the top of the fourth, his fourth of the year, before the Wolfpack added two more making it a 6-2 advantage in the fifth on a Jake Fincher RBI triple to right-center and a Ryne Willard ground out to short.

Charlotte (10-13) would make things interesting posting a three-spot in the sixth to make it a one-run game. Brett Netzer started the inning with a one-out single up the middle before Logan Sherer singled to left and Hunter Jones drew a walk on a 3-2 pitch. Luke Gibbs would bring the crowd back to left ripping a two-run double to right scoring both Netzer and Sherer. Nick Daddio nearly tied it up with a line drive to second snagged out of mid-air by Ratledge for the second out. Charlotte would get to within one on back-to-back hit-by-pitches delivered to Eric Eason and Zach Jarrett. Elwood grounded out to second to end the inning.

Charlotte final run would come in their half of the ninth as Elwood's single to left-center opening the frame paid off on Netzer's RBI groundout to second.

The play of the game on Tuesday night came courtesy of Elwood in right field as the senior made the catch on Armstrong's fly ball then hosed Ratledge at the plate much to the applause of the 8,147 fans.



Charlotte 49ers Baseball
N.C. State at Charlotte
Mar 31, 2015 at Charlotte, N.C. (BB&T Ballpark)



N.C. State 10 (18-9)

Player	ab	r	h	rbi	bb	so	po	a	lob
Brock Deatherage lf	5	1	1	0	0	1	2	0	2
Shane Shepard ph	1	0	1	0	0	0	0	0	0
Logan Ratledge 2b	3	0	2	0	2	0	3	6	0
Preston Palmeiro 1b	5	1	1	0	0	2	10	0	3
Jake Armstrong rf	4	1	0	1	0	1	1	0	0
Andrew Knizner c	4	3	2	2	1	0	9	1	1
Jake Fincher cf	5	1	3	1	0	0	1	0	0
Ryne Willard dh/ss	5	1	1	1	0	0	0	0	0
Joe Dunand 3b	4	2	2	4	0	0	3	0	0
Joel McKeithan ss	4	0	1	0	0	1	1	2	1
Bobby Riley ph	1	0	1	1	0	0	0	0	0
Josh McLain pr/lf	0	0	0	0	0	0	0	0	0
Ryan Williamson p	0	0	0	0	0	0	0	0	0
Jon Olczak p	0	0	0	0	0	0	0	0	0
Will Gilbert p	0	0	0	0	0	0	0	0	0
Tommy DeJueñas p	0	0	0	0	0	0	0	0	0
Totals	41	10	15	10	3	5	27	11	9

Charlotte 6 (10-13)

Player	ab	r	h	rbi	bb	so	po	a	lob
Eric Eason dh	4	0	1	1	0	2	0	0	0
Alex Reynolds 1b	0	0	0	0	0	0	1	0	0
Zach Jarrett cf	3	0	0	1	1	0	1	0	1
Brad Elwood rf	5	1	1	0	0	2	2	2	5
T.J. Nichting 2b	5	0	0	0	2	0	3	2	2
Brett Netzer lf	5	1	1	1	0	2	2	0	0
Logan Sherer 1b/p	5	1	2	0	0	1	11	0	0
Hunter Jones 3b	3	2	0	0	1	0	2	1	1
Luke Gibbs ss	3	0	2	2	1	1	1	5	0
Nick Daddio c	3	1	1	0	0	0	5	0	0
Danny Raley ph	1	0	0	0	1	0	0	0	0
Patrick Raley c	0	0	0	0	0	2	0	0	0
Matt Horkey p	0	0	0	0	0	0	0	1	0
Brandon Vogler p	0	0	0	0	0	0	0	0	0
Jacob Craver p	0	0	0	0	0	0	0	0	0
Trevor Gay p	0	0	0	0	0	0	0	0	0
Micah Wells p	0	0	0	0	0	0	0	0	0
Totals	37	6	8	5	3	11	27	12	9

Score by Innings

	1	2	3	4	5	6	7	8	9	R	H	E
N.C. State	1	0	2	1	2	0	1	0	3	10	15	1
Charlotte	0	0	2	0	0	3	0	0	1	6	8	2

E - Palmeiro(3); Sherer(7); Jones(3), DP - Charlotte 1, LOB - N.C. State 9, Charlotte 9, 2B - Shepard, S.(1); Knizner(6); Fincher(6); Willard(5); Dunand(6); Gibbs(4), 3B - Fincher(3), HR - Knizner(2); Dunand(4), HBP - Armstrong; Eason; Jarrett. SF - Dunand(1), SB - Ratledge(7); Gibbs(4).

N.C. State

Player	ip	h	r	er	bb	so	ab	bf	np
Ryan Williamson	5.1	4	3	1	1	8	22	23	87
Jon Olczak	0.1	2	2	2	1	0	3	6	28
Will Gilbert	1.1	1	0	0	1	1	5	6	23
Tommy DeJueñas	2.0	1	1	1	0	2	7	7	34

Charlotte

Player	ip	h	r	er	bb	so	ab	bf	np
Matt Horkey	3.2	7	4	4	1	1	18	19	62
Brandon Vogler	1.1	2	2	2	1	0	6	7	24
Jacob Craver	1.0	1	0	0	0	2	4	4	15
Trevor Gay	0.1	1	1	0	0	0	3	4	16
Micah Wells	1.2	0	0	0	0	1	4	5	21
Logan Sherer	1.0	4	3	3	1	1	6	7	26

Win - Williamson (2-1), Loss - Horkey (1-2), Save - DeJueñas (3).

WP - Williamson(2); DeJueñas(2), HBP - by Olczak (Eason); by Olczak (Jarrett); by Gay (Armstrong), PB - Knizner(4); Daddio(3), Pitches/strikes: Williamson 87/56; Olczak 28/16; Gilbert 23/13; DeJueñas 34/21; Horkey 62/38; Vogler 24/13; Craver 15/11; Gay 16/10; Wells 21/15; Sherer 26/16.

Umpires - HP: Brian Kennedy 1B: Jamie Roebuck 3B: Brad Newton

Start: 6:14pm Time: 3:18 Attendance: 8147

Weather: Sunny, Clear & Perfect - 76F

Gilbert faced 1 batter in the 8th.



ALL-TIME RESULTS UPTOWN

	Game 12 • March 8, 2016 • Uptown Charlotte		
	Georgia	5	
	Charlotte	10	

GAME RECAP:

Powered by an eight-run, eight-hit attack in the bottom of the seventh, the Charlotte 49ers baseball team downed the Georgia Bulldogs 10-5 at BB&T BallPark in Uptown Charlotte on Tuesday night.

"Tonight was a great team effort," started Head Coach Loren Hibbs. "We played really well, we had a lot of good at-bats and I'm really proud of our guys for putting an eight-spot up in the seventh. We played pretty good defense and did a lot of positive things, it was just a good night all the way around. Thanks again to the Knights for treating everyone the right way from the moment we got here, through BP and providing a great atmosphere tonight."

Charlotte (6-6) trailed 4-2 after six innings before putting together their best frame of the year in the seventh. Logan Sherer, who had a 4-for-4 night at the plate, singled to lead off and moved to third after a Brett Netzer walk and Drew Ober infield single. T.J. Nichting then lined a RBI single to left slicing the Bulldogs lead down to 4-3. Two batters later, Zach Jarrett came up with a go-ahead, two-run down to right-center to give the Niners a 5-4 lead.

As Hunter Jones drew a one-out walk in the next at-bat, on ball four, Nichting would scamper in from third on a wild pitch to make it a two-run advantage. On the very next pitch, after one of three pitching changes in the inning for UGA, Reece Hampton would extend his hit streak to 11 games with a RBI single to right. The biggest blow of the inning came two batter later as Sherer stepped back up to the plate and crushed a three-run bomb to left-center to cap off the eight-run frame.

Georgia (8-5) saw Sherer give the Niners a 2-1 lead in the fifth after his RBI double down the right field line scored Derek Gallelo. The Bulldogs would get the lead back in the sixth on a pinch-hit, three-run homer by Michael Curry and add their final run in the top of the eighth on a L.J. Talley run-scoring single.

Sherer led the 18-hit attack with his four-hit night and four RBI finishing a triple shy of the cycle. Drew Ober and T.J. Nichting each had a three-hit evening while Derek Fritz and Zach Jarrett each collected a pair. Every starter had at-least one hit for Charlotte on Tuesday night.

	2016 Charlotte 49ers Baseball		
	Georgia at Charlotte		
	Mar 08, 2016 at Charlotte, N.C. (BB&T Ballpark)		

Georgia 5 (8-5)

Player	ab	r	h	rbi	bb	so	po	a	lob
Skylar Weber c	5	0	1	0	0	1	4	0	4
Stephen Wrenn cf	5	1	1	0	0	1	1	0	0
Keegan McGovern lf	4	1	0	1	1	1	0	0	1
Trevor Kieboom rf	2	0	0	0	2	0	2	1	0
Logan Moody pr/lf	1	1	0	0	0	1	0	0	0
Daniel Nichols dh	2	1	0	0	2	0	0	0	0
Patrick Sullivan 1b	1	0	0	0	1	0	7	0	1
Michael Curry ph	1	1	1	3	0	0	0	0	0
Adam Sasser 1b	1	0	0	0	0	1	3	0	0
Mitchell Webb 3b	3	0	1	0	1	1	3	3	1
LJ Talley 2b	4	0	1	1	0	1	1	5	1
Nick King ss	4	0	1	0	0	2	3	3	0
Andrew Gist p	0	0	0	0	0	0	0	2	0
Shane Tucker p	0	0	0	0	0	0	0	1	0
Blakely Brown p	0	0	0	0	0	0	0	0	0
Austin Wallace p	0	0	0	0	0	0	0	0	0
Addison Albright p	0	0	0	0	0	0	0	0	0
Totals	33	5	6	5	7	9	24	15	8

Charlotte 10 (6-6)

Player	ab	r	h	rbi	bb	so	po	a	lob
Reece Hampton cf	4	1	1	1	1	0	3	0	2
Derek Gallelo 3b	5	1	1	0	0	0	0	1	3
Logan Sherer 1b	4	2	4	4	1	0	8	2	0
Brett Netzer 2b	4	1	1	0	1	0	1	1	2
Drew Ober dh/lf	5	1	3	0	0	0	0	0	0
T.J. Nichting rf	5	2	3	1	0	0	2	0	2
Derek Fritz c	4	0	2	1	1	1	9	1	0
Zach Jarrett lf	5	1	2	2	0	2	1	0	0
Hunter Jones ss	4	1	1	0	1	0	1	3	2
Matt Horkey p	0	0	0	0	0	0	0	1	0
Philip Perry p	0	0	0	0	0	0	0	0	0
Jacob Craver p	0	0	0	0	0	0	0	0	0
Micah Wells p	0	0	0	0	0	0	0	1	0
Totals	40	10	18	9	5	3	27	8	11

Score by Innings	1	2	3	4	5	6	7	8	9	R	H	E
Georgia	0	0	0	1	0	3	0	1	0	5	6	0
Charlotte	0	0	0	1	1	0	8	0	X	10	18	1

E - Jones(4), DP - UGA 1, LOB - UGA 8; CHA 11, 2B - Gallelo(3); Sherer(3); Nichting(4); Fritz(3); Jarrett(2); Jones(1), 3B - Wrenn(2), HR - Curry(3); Sherer(3), SB - Sherer(2), CS - King(1).

Georgia	ip	h	r	er	bb	so	ab	bf	np	Charlotte	ip	h	r	er	bb	so	ab	bf	np
Andrew Gist	4.2	8	2	2	1	1	21	22	80	Matt Horkey	5.2	3	4	4	4	4	20	24	85
Shane Tucker	1.1	3	2	2	1	1	7	9	31	Philip Perry	1.1	2	1	1	1	1	6	7	30
Blakely Brown	0.1	3	4	4	1	1	4	5	26	Jacob Craver	0.1	0	0	0	2	1	1	3	16
Austin Wallace	0.1	2	2	2	0	0	3	3	11	Micah Wells	1.2	1	0	0	0	3	6	6	26
Addison Albright	1.1	2	0	0	1	0	5	6	16										

Win - Perry (1-0). Loss - Brown, B. (1-1). Save - None.
WP - Brown, B.(4). Pitches/strikes: Gist 80/52; Tucker, S. 31/17; Brown, B. 26/17; Wallace 11/5; Albright 16/9; Horkey 85/50; Perry 30/15; Craver 16/5; Wells 26/16.

Umpires - HP: Drew Maher 1B: Darin Tyson 3B: Jon Byrne
Start: 6:05pm Time: 3:34 Attendance: 4521
Weather: Sunny and Clear - 69F
Tucker, S. faced 2 batters in the 7th.
Perry faced 1 batter in the 8th.

	Game 25 • Mar. 29, 2016 • Uptown Charlotte		
	N.C. State	7	
	Charlotte	1	

GAME RECAP:

Charlotte baseball never got into a rhythm on Tuesday night falling 7-1 to #17 N.C. State in front of 7,438 fans at BB&T Ballpark in Uptown Charlotte. The 49ers were held hitless through the first four innings and only managed five hits in the loss.

"We never got in a rhythm from the first pitch of the game," stated Head Coach Loren Hibbs. "You have to give N.C. State credit. We need to be better than next time we play. We have to clean a lot of things up. We still have a pretty decent team, but we need to get back to having attention to detail. We're making it way too easy for teams to score on us."

N.C. State (17-8) tallied their first run of the night in the top of the first on a wild pitch uncorked by starter J.D. Prochaska. The Wolfpack loaded the bases with no outs and only managed the one run as Prochaska got a pair of strikeouts to help end the threat.

In the fourth, N.C. State managed a three-spot as Joe Dunand slashed a two-out, two-run single to left-center while the third run scored on a throwing error during Dunand's base hit. In the fifth, a leadoff single by Stephen Pitarra paid off on a one-out single to left by Chance Shepard. Ahead 5-0 through seven, the Wolfpack would add their final runs in the eighth and ninth before the Niners managed to break through and avoid the shutout in the ninth.

Charlotte (12-13) staved off the shutout with a one-out single by Brett Netzer in the ninth and double to right-center by Logan Sherer. The 49ers would have the leadoff man aboard in three of the first six innings but were unable to cash in on three different Wolfpack hurlers. Hampton led off the first with a walk and double in the sixth before being stranded while Zach Jarrett started the fifth with a single up the middle.

NCSU used seven pitchers on the night only allowing five hits while striking out 10. Charlotte rolled out a season-high 10 pitchers that also fanned 10, but allowed 10 walks and three hit-by-pitches.

Hampton led the 49ers with a 2-for-3 night that included his double while Netzer, Sherer and Jarrett had the other hits.

	2016 Charlotte 49ers Baseball		
	#17 N.C. State at Charlotte		
	Mar 29, 2016 at Charlotte, N.C. (BB&T Ballpark)		

N.C. State 7 (17-8)

Player	ab	r	h	rbi	bb	so	po	a	lob
Stephen Pitarra 2b	4	2	1	1	1	0	1	2	0
Josh McLain cf	2	0	0	0	2	1	1	0	1
Andrew Knizer c	4	1	2	0	1	1	10	1	0
Chance Shepard dh	2	1	1	1	2	1	0	0	0
Shane Shepard ph	0	0	0	0	0	0	0	0	0
Ryne Willard 3b	0	0	0	0	0	0	1	0	0
Evan Mendoza 3b	1	0	0	0	0	1	0	1	0
Brett Kinneman ph/lf	2	0	0	0	1	0	0	1	0
Sporn Edwards ph	1	0	0	0	1	0	0	0	0
Garrett Suggs lf	0	0	0	1	0	1	0	0	0
Preston Palmeiro 1b	4	1	1	0	1	0	8	1	3
Brock Deatherage rf	1	2	0	1	2	1	2	0	0
Joe Dunand ss	5	0	2	3	0	2	4	1	0
Tommy DeJueas lf/3b	5	0	0	0	1	0	0	5	3
Brian Brown p	0	0	0	0	0	0	1	0	0
Johnny Piedmonte p	0	0	0	0	0	0	0	1	0
Ryan Williamson p	0	0	0	0	0	0	1	0	0
Austin Staley p	0	0	0	0	0	0	0	0	0
Cody Beckman p	0	0	0	0	0	0	1	0	0
Will Gilbert p	0	0	0	0	0	0	0	0	0
Totals	32	7	7	6	10	10	27	10	11

Charlotte 1 (12-13)

Player	ab	r	h	rbi	bb	so	po	a	lob
Reece Hampton cf	3	0	2	0	1	0	4	0	0
Drew Ober dh	3	0	0	0	2	0	0	0	1
T.J. Nichting rf	3	0	0	0	0	1	1	0	0
Eddie Hull ph	1	0	0	0	0	0	0	0	0
Brett Netzer 2b	3	1	1	0	1	1	1	1	2
Logan Sherer 1b	4	0	1	1	0	1	5	2	1
Zach Jarrett lf	4	0	1	0	2	2	0	0	0
Derek Gallelo 3b	4	0	0	0	0	2	2	2	1
Derek Fritz c	2	0	0	0	1	1	10	1	0
Hunter Jones ss	2	0	0	0	0	0	1	2	1
Luke Gibbs ph/ss	1	0	0	0	0	0	0	0	0
J.D. Prochaska p	0	0	0	0	0	0	0	0	0
Brandon Vogler p	0	0	0	0	0	0	0	0	0
Jacob Craver p	0	0	0	0	0	0	0	0	0
Philip Perry p	0	0	0	0	0	0	0	0	0
Matt Horkey p	0	0	0	0	0	0	0	0	0
Nate Traugh p	0	0	0	0	0	0	0	0	0
Holden Capps p	0	0	0	0	0	0	0	0	0
Micah Wells p	0	0	0	0	0	0	0	0	0
Drew Morrison p	0	0	0	0	0	0	0	0	0
Brandon Casas p	0	0	0	0	0	0	0	0	0
Totals	30	1	5	1	3	10	27	9	6

Score by Innings	1	2	3	4	5	6	7	8	9	R	H	E
N.C. State	1	0	0	3	1	0	0	1	1	7	7	0
Charlotte	0	0	0	0	0	0	1	1	5	2	5	2

E - Hampton(2); Wells(1), DP - Charlotte 1, LOB - N.C. State 11; Charlotte 6, 2B - Dunand(8); Hampton(5); Sherer(7), HBP - McLain; Deatherage 2, SH - Ober(6), SB - Deatherage 2(6), CS - Jarrett(1).

N.C. State	ip	h	r	er	bb	so	ab	bf	np	Charlotte	ip	h	r	er	bb	so	ab	bf	np
Brian Brown	3.0	0	0	0	1	3	8	10	36	J.D. Prochaska	1.2	0	1	1	2	3	4	7	29
Johnny Piedmonte	1.0	0	0	1	0	3	4	9		Brandon Vogler	2.0	1	2	2	1	3	7	8	32
Ryan Williamson	2.0	2	0	0	1	3	7	8	32	Jacob Craver	0.1	2	2	1	0	0	3	4	10
Austin Staley	0.2	0	0	0	1	2	11			Philip Perry	1.0	1	0	1	0	3	4	15	
Cody Beckman	0.1	0	0	0	1	1	5			Matt Horkey	1.1	1	0	0	3	5	8	27	
Will Gilbert	1.0	1	0	0	2	4	18			Nate Traugh	0.1	0	0	0	1	1	4		
Tommy DeJueas	1.0	2	1	1	0	1	5	19		Holden Capps	1.1	1	1	1	2	5	6	25	
										Micah Wells	0.1	1	1	1	0	2	3	10	
										Drew Morrison	0.0	0	0	0	1	0	2	12	
										Brandon Casas	0.2	0	0	0	0	1	2	11	

Win - Brown (3-0). Loss - Prochaska (1-4). Save - None.
WP - Prochaska(1), HBP - by Prochaska (McLain); by Craver (Deatherage); by Morrison (Deatherage). Pitches/strikes: Brown 36/23; Piedmonte 9/4; Williamson 32/20; Staley 11/6; Beckman 5/3; Gilbert 18/10; DeJueas 19/12; Prochaska 29/12; Vogler 32/20; Craver 10/6; Perry 15/9; Horkey 27/10; Traugh 4/3; Capps 25/15; Wells 10/3; Morrison 12/5; Casas 11/7.

Umpires - HP: Gary Keller 1B: Darin Tyson 3B: Brad Newton
Start: 6:05pm Time: 3:06 Attendance: 7438
Weather: Sunny & Clear - 66F
Craver faced 1 batter in the 5th.
Morrison faced 2 batters in the 9th.



ALL-TIME RESULTS UPTOWN

	Game 29 • April 5, 2016 • Uptown Charlotte	
Charlotte	7	
Winthrop	1	

GAME RECAP:

Powered by three home runs including a back-to-back scenario in the sixth, 14 hits and solid pitching from Philip Perry, Nate Traugh and Austin Wynn, Charlotte took care of Winthrop 7-1 in Uptown Charlotte on Tuesday night. The victory snaps a four-game skid for the Niners while putting an end to the five-game win streak by the Eagles.

"We beat a good team tonight," started Head Coach Loren Hibbs. "Winthrop's been playing really well. Thanks to Niner Nation for being vocal tonight. Our guys really appreciate that, it was a great atmosphere to play in tonight. Tonight was a good team effort and we're going to continue playing aggressive."

Charlotte (13-16), in front of a heavily-favored 49ers crowd of 2,619, got on the board in the third on a one-out RBI single by Logan Sherer. Reece Hampton was hit by a pitch with one out, moved to second on Drew Ober's single to right and scored on Sherer's base knock.

In the fourth, a wild pitch led to Derek Gallelo scampering in from third after he initially reached on a bunt single. After taking the 2-0 lead through four, Charlotte would tack on another single run in the fifth as Zach Jarrett's run-scoring single to left brought home Sherer.

Winthrop (16-13) plated their lone run of the night with a bases loaded walk in their half of the fifth before the Niner offense turned it up a notch in the sixth.

Luke Gibbs began the frame with a single up the middle and trotted home on Ober's two-run blast to left-center. Two pitches later, Sherer blasted off, to straightaway left, on his first of two long balls going back-to-back with Ober. Those pair of homers was the first time Charlotte went back-to-back since 2010. In the eighth, Sherer would destroy a 1-0 pitch to the opposite field in right to give the Niners their final run in the six-run victory.

Not to be out done, the pitching trio of Perry, Traugh and Wynn were equal to the task on the mound. Perry came just one shy of qualifying for the win going a career-best 4.2 innings allowing just one run on two hits with four strikeouts. Traugh followed going 1.1 of hitless ball with a strikeout while Wynn went a career-high three innings fanning a new career-high of four earning his first career save. Sherer, along with Derek Fritz, each had three of Charlotte's 14 hits on the night. Ober and Gibbs collected two apiece as well.



2016 Charlotte 49ers Baseball
Charlotte at Winthrop
Apr 05, 2016 at Charlotte, N.C. (BB&T Ballpark)



Charlotte 7 (13-16)

Player	ab	r	h	rbi	bb	so	po	a	lob
Reece Hampton cf	4	1	0	0	0	2	0	1	
Drew Ober dh	5	1	2	2	0	1	0	0	0
Logan Sherer 1b	4	3	3	3	1	1	12	1	0
T.J. Nichting rf	5	0	1	0	0	2	1	0	1
Zach Jarrett lf	5	0	1	1	0	0	1	0	2
Derek Fritz c	5	0	3	0	0	7	2	0	
Derek Gallelo 3b	4	1	1	0	1	2	1	3	2
Hunter Jones ss	4	0	1	0	0	1	0	4	1
Luke Gibbs 2b	4	1	2	0	0	1	2	4	2
Philip Perry p	0	0	0	0	0	0	1	0	0
Nate Traugh p	0	0	0	0	0	0	0	0	0
Austin Wynn p	0	0	0	0	0	0	0	0	0
Totals	40	7	14	6	2	8	27	14	9

Winthrop 1 (16-13)

Player	ab	r	h	rbi	bb	so	po	a	lob
ASBILL, T. dh	3	0	0	1	1	0	0	0	2
FITE, B. 2b	3	0	0	0	0	1	1	3	3
DAVIS, D. ph	1	0	0	0	0	1	0	0	0
PARKER, C. 2b	0	0	0	0	0	0	1	1	0
PAULSEN, A. lf	4	0	2	0	0	1	3	0	0
GONZALEZ, R. c	4	0	0	0	0	0	8	2	1
SPIRES, M. 3b/ss	4	0	0	0	0	0	0	3	0
LOWRIE, M. 1b	4	1	3	0	0	0	0	9	0
WHITLEY, J. rf	3	0	0	0	0	2	0	1	0
LIPSCOMB, H. ph	1	0	0	0	0	1	0	0	0
THOMAS, B. cf	3	0	1	0	1	2	3	0	1
EDWARDS, K. ss	1	0	0	0	1	1	1	1	0
ENGLISH, G. ph/3b	1	0	1	0	0	0	0	0	0
ARNONE, R. p	0	0	0	0	0	0	0	0	0
GREEN, R. p	0	0	0	0	0	0	1	0	0
SULTAN, F. p	0	0	0	0	0	0	0	0	0
PAWELCZYK, N p	0	0	0	0	0	0	0	1	0
Totals	32	1	7	1	3	9	27	12	7

Score by Innings	1	2	3	4	5	6	7	8	9	R	H	E
Charlotte	0	0	1	1	1	3	0	1	0	7	14	0
Winthrop	0	0	0	0	1	0	0	0	0	1	7	2

E - SPIRES, M.; LOWRIE, M.. DP - Charlotte 2; Winthrop 1. LOB - Charlotte 9; Winthrop 7. 2B - Fritz. HR - Ober(2); Sherer 2(6). HBP - Hampton. SB - Hampton 2.

Charlotte	ip	h	r	er	bb	so	ab	bf	np
Philip Perry	4.2	2	1	1	2	4	16	18	71
Nate Traugh	1.1	0	0	0	1	1	4	5	24
Austin Wynn	3.0	5	0	0	0	4	12	12	40

Winthrop	ip	h	r	er	bb	so	ab	bf	np
ARNONE, R.	3.0	5	2	2	0	4	15	16	70
GREEN, R.	2.1	5	2	2	1	2	10	11	41
SULTAN, F.	0.2	2	2	2	0	1	4	4	14
PAWELCZYK, N	3.0	2	1	1	1	1	11	12	34

Win - Traugh (1-0). Loss - ARNONE, R. (2-2). Save - Wynn (1). WP - GREEN, R. 2. HBP - by ARNONE, R. (Hampton). Pitches/strikes: Perry 71/46; Traugh 24/12; Wynn 40/26; ARNONE, R. 70/41; GREEN, R. 41/25; SULTAN, F. 14/10; PAWELCZYK, N 34/21.

Umpires - HP: Jeremy Crow 1B: John Puma 3B: Terrence Jones
Start: 6:07pm Time: 2:51 Attendance: 2619
Weather: Sunny, 57 degrees, 9mph-NNW
ARNONE, R. faced 2 batters in the 4th.

	Game 25 • March 28, 2017 • Uptown Charlotte	
N.C. State	15	
Charlotte	10	

GAME RECAP:

Charlotte baseball trailed big early on, rallied in the middle and eventually ran out of time falling 15-10 to N.C. State in a wild, offensive outburst at BB&T Ballpark. Both teams combined for 27 runs and 27 hits in a game that featured 17 free bases runners from walks and/or hit by pitches. Two outs runs were also a big story as 13 of the Wolfpack's 15 and seven of Charlotte's 10 scored with two out.

"We dug ourselves way too big of a hole," commented Head Coach Loren Hibbs. "You can't play uphill against a good team like N.C. State. We made it way too easy for them and you can't get down that far and expect to win. We competed and battled back, but dug ourselves a big hole."

N.C. State (14-12) opened up their 1-0 lead with a seven-spot in the fourth starting with a Joe Dunand solo home run to left. Brad Debo added a bases-clearing double before Andy Cosgrove slapped a two-run single to center. In the fifth, N.C. State added six more to take a 14-0 lead before the 49ers began their comeback. Debo struck again with a two-run homer to left before Dunand connected on his second of the night for the 14-run advantage.

Charlotte (15-10) started their half of the fifth with a Zack Smith walk followed by back-to-back hit by pitches to Hunter Jones and Logan Sherer. Harris Yett brought in the first run with a groundout to third before six more came across with two outs. Brett Netzer's single to center drove in two while T.J. Nichting's single to center and Zach Jarrett's double to left-center each plated two more cutting the lead in half at 14-7.

In the sixth, one of two N.C. State errors on the night led to the eighth run as Reece Hampton helped score Sherer before two more in the seventh cut the lead down to 14-10. Smith singled with one out to open the inning before Sherer walked again to setup Harris Yett. Yett drove a 1-2 pitch into right scoring Smith for a 14-9 game. Sherer later scored on a dropped fly ball in left for the 14-10 game. N.C. State added their final run on Stephen Pitarra's RBI single, with two outs, in the top of the eighth.

Hampton, Smith and Yett each had two of Charlotte's 12 hits on the night while Debo posted a team-best three with a career-high six RBI.



Charlotte 49ers Baseball
NC State at Charlotte
3/28/17 at Charlotte, N.C. (BB&T Ballpark)



NC State 15 (14-12)

Player	ab	r	h	rbi	bb	so	po	a	lob
Pitarra 1b	2	2	1	1	3	0	13	0	0
Wilson, W. 2b	4	2	1	1	0	1	3	3	2
McLain cf	6	2	2	2	0	2	2	0	0
Debo dh	4	2	3	6	1	0	0	0	0
Mendoza 3b	4	2	1	0	1	0	0	3	2
Dunand ss	4	2	2	3	1	0	2	6	1
Cosgrove c	5	0	1	2	0	1	5	0	1
Conley rf	5	1	2	0	0	1	0	0	0
Suggs lf	0	0	0	0	0	0	0	0	0
Kinneman if	3	1	1	0	0	1	0	0	1
Deatherage ph/lf	1	0	0	0	0	0	2	0	0
Shepard, S. ph	1	0	0	0	0	0	0	0	0
Demby ph	1	0	1	0	0	0	0	0	0
McArthur pr/lf	0	1	0	0	0	0	0	0	0
Bienlien p	0	0	0	0	0	0	1	0	0
O'Donnell p	0	0	0	0	0	0	0	0	0
Staley p	0	0	0	0	0	0	0	1	0
Totals	39	15	15	15	6	6	27	14	8

Charlotte 10 (15-10)

Player	ab	r	h	rbi	bb	so	po	a	lob
Netzer 2b	4	1	1	2	0	0	1	1	1
Reece Hampton cf	5	1	2	1	0	0	2	1	2
Jackson Mims 3b	4	1	1	0	1	1	1	1	0
Nichting rf	5	1	1	2	0	1	5	2	2
Jarrett lf	5	0	1	2	0	2	4	0	0
Zack Smith dh	3	2	2	0	2	0	0	0	0
Hunter Jones ss	4	1	1	0	0	2	3	2	2
Sherer 1b	3	3	1	0	1	0	5	2	0
Harris Yett c	5	0	2	0	0	1	7	1	1
Jacob Craver p	0	0	0	0	0	0	0	0	0
Philip Perry p	0	0	0	0	0	0	0	0	0
Matt Horkey p	0	0	0	0	0	0	0	0	0
Colby Bruce p	0	0	0	0	0	0	0	0	0
Casas p	0	0	0	0	0	0	0	0	0
Drew Morrison p	0	0	0	0	0	0	0	1	0
Vogler p	0	0	0	0	0	0	0	0	0
Prochaska p	0	0	0	0	0	0	0	0	0
Matt Brooks p	0	0	0	0	0	0	0	0	0
Totals	38	10	12	9	4	5	27	12	8

Score by Innings	1	2	3	4	5	6	7	8	9	R	H	E
NC State	1	0	0	7	6	0	0	1	0	15	15	2
Charlotte	0	0	0	0	7	1	2	0	0	10	12	0

E - Dunand(8); Deatherage(1). DP - ST 3. LOB - ST 8; Charlotte 8. 2B - McLain(13); Debo(8); Demby(2); Jarrett(4); Sherer(4). 3B - Wilson, W.(2). HR - Debo(2); Dunand 2(9). HBP - Pitarra; Wilson, W. 2; Mendoza; Netzer; Jones; Sherer. SF - Debo(2).

NC State	ip	h	r	er	bb	so	ab	bf
Bienlien	4.2	6	7	7	3	3	19	24
O'Donnell	2.1	3	3	2	1	1	12	14
Staley	2.0	3	0	0	0	1	7	7

Charlotte	ip	h	r	er	bb	so	ab	bf
Jacob Craver	2.0	2	1	1	1	1	6	9
Philip Perry	1.2	3	2	2	1	1	8	9
Matt Horkey	0.0	2	5	0	0	2	5	5
Colby Bruce	1.0	5	4	4	1	1	7	8
Casas	0.1	1	2	2	1	0	2	3
Drew Morrison	1.1	0	0	0	2	2	4	6
Vogler	1.1	0	0	0	0	0	4	4
Prochaska	0.0	2	1	1	0	0	2	2
Matt Brooks	1.1	0	0	0	0	1	4	4

Win - O'Donnell (4-0). Loss - Craver (0-1). Save - None. HBP - by Craver (Wilson, W.); by Horkey (Pitarra); by Horkey (Wilson, W.); by Horkey (Mendoza); by Bienlien (Jones); by Bienlien (Sherer); by O'Donnell (Netzer).

Umpires - HP: Gary Keller 1B: Greg Street 3B: Michael Parnell
Start: 7:07pm Time: 3:26 Attendance: 6445
Weather: Partly Cloudy Uptown - 78F
Horkey faced 5 batters in the 4th.
Prochaska faced 2 batters in the 8th.



ALL-TIME RESULTS UPTOWN

Game 16 • March 13, 2018 • Charlotte, N.C.			
	Charlotte	13	
	Wake Forest	1	

GAME RECAP:

The Charlotte 49ers put together their best ballgame in the young six-game history of playing at BB&T Ballpark cruising past Wake Forest 13-1 on Tuesday night. The Niners scored in five of their nine innings in which four of those saw at-least two runs come across.

"Tonight was a good night," began Head Coach Loren Hibbs. "We had an extended team meeting on Sunday, talked about some things, got some work in and we were ready to play. Outside of a few games this year, we've had a pretty good offensive team and we got on a good roll early in the game. Tonight was a really good night against a quality opponent."

Charlotte (9-7) got back in the win column starting with a four-run top of the first as Tommy Bullock led off with a double down the right field line, later scoring on Harris Yett's two-run double to center. Yett plated on Zack Smith's RBI single to left while a Hunter Jones sacrifice fly to center capped off the four-run frame. Two more in the second quickly pushed the lead to six on a RBI groundout from Jackson Mims and RBI single to left by Yett.

Wake Forest (7-10) tallied their lone run on a double play ball in the third before Charlotte put up seven more over the next four frames to secure the 13-1 win.

In the fourth, a double by Mims and fourth RBI driven in by Yett made it 7-1 until Smith's second run-scoring single advanced the lead out to seven. One of two Demon Deacon errors in the fifth brought in the ninth run of the night before a final four spot in the seventh finished off the productive Tuesday night.

In the seventh, Tate Pennington led off with a free pass to first before Bullock smoked a RBI triple to center just seconds later. Hampton came up with his second double of the near immediately after before Dominick Cammarata capped off the night with a two-run double to center scoring the 12th and 13th runs of the night.

Bullock, Hampton and Yett each registered three-hit nights on Tuesday while Cammarata and Smith each picked up two. Charlotte knocked out seven doubles on the night doing so for the first time since their eight against Kennesaw State last April.

Gooding (2-0) got the win on Tuesday allowing one run on three hits with five strikeouts while Bruce, Patten and Pinkney limited Wake to just one hit over the final five innings.



Charlotte 49ers Baseball
Charlotte vs Wake Forest
Mar 13, 2018 at Charlotte, N.C. (BB&T Ballpark)



Charlotte 13 (9-7)

Wake Forest 1 (7-10)

Player	ab	r	h	rbi	bb	so	po	a	lob	Player	ab	r	h	rbi	bb	so	po	a	lob
Tommy Bullock 3b	5	4	3	1	1	2	0	4	1	DJ Potocz cf	2	1	0	0	1	1	1	0	0
Reece Hampton cf	6	2	3	1	0	0	4	0	0	Nick DiPonzio ph/cf	1	0	0	0	1	1	0	0	0
Jackson Mims 1b	4	3	1	2	1	1	0	1	0	Christian Long lf	3	0	0	0	1	0	0	0	0
Harris Yett dh	5	2	3	3	0	0	0	0	0	Jake Mueller 2b	2	0	1	0	2	0	1	2	0
Eric Lansingger ph	1	0	0	0	0	0	0	0	0	Johnny Aiello 3b	3	0	0	1	1	0	0	3	2
Drew Ober lf	4	1	0	0	0	2	0	0	2	Bobby Seymour 1b	4	0	2	0	0	0	13	1	0
Jake Whitcomb lf	0	0	0	0	0	0	0	0	0	Shane Muntz dh/p	3	0	0	0	1	0	0	3	0
Dominick Cammarata rf	4	0	2	2	1	2	1	0	1	Chris Lanzilli ph	1	0	0	0	0	0	0	0	0
Todd Elwood rf	0	0	0	0	0	0	0	0	0	Michael Ludwig rf	4	0	1	0	0	0	0	0	0
Zack Smith c	5	0	2	2	0	0	6	1	1	Logan Harvey c	2	0	0	0	1	0	10	0	0
Hunter Jones ss	3	0	0	1	1	1	1	4	2	Chase Mascolo ss	3	0	0	0	2	0	3	2	0
Tate Pennington 2b	3	1	0	0	1	1	4	3	2	Carter Bach p	0	0	0	0	0	0	0	1	0
Chase Gooding p	0	0	0	0	0	0	0	0	0	Bobby Hearn p	0	0	0	0	0	0	0	1	0
Colby Bruce p	0	0	0	0	0	0	0	1	0	Antonio Menendez p	0	0	0	0	0	0	0	1	0
Jonah Patten p	0	0	0	0	0	0	0	0	0	Jared Shuster p	0	0	0	0	0	0	0	0	0
Carson Pinkney p	0	0	0	0	0	0	1	0	0	Cole McNamee p	0	0	0	0	0	0	0	0	0
Totals	40	13	14	11	6	9	27	14	9	William Fleming p	0	0	0	0	0	0	0	0	0
										Totals	28	1	4	1	5	6	27	11	6

Score by Innings	1	2	3	4	5	6	7	8	9	R	H	E
Charlotte	4	2	0	2	1	0	4	0	0	13	14	0
Wake Forest	0	0	1	0	0	0	0	0	0	1	4	2

E - Long, C.(1); Harvey, L.(3). DP - Charlotte 3. LOB - Charlotte 9; Wake Forest 6. 2B - Bullock(4); Hampton 2(4); Mims(3); Yett(5); Cammarata 2(7); Ludwig, M.(2). 3B - Bullock(1). HBP - Ober; Long, C.. SH - Pennington(2). SF - Jones(3).

Charlotte	ip	h	r	er	bb	so	ab	bf	Wake Forest	ip	h	r	er	bb	so	ab	bf
Chase Gooding	4.0	3	1	1	4	5	13	18	Carter Bach	1.0	3	4	4	2	0	5	9
Colby Bruce	3.0	1	0	0	0	1	10	10	Bobby Hearn	2.1	5	4	3	1	2	11	13
Jonah Patten	1.0	0	0	0	1	0	2	3	Antonio Menendez	1.2	3	1	0	1	4	9	10
Carson Pinkney	1.0	0	0	0	0	3	3	3	Jared Shuster	1.0	2	3	3	1	2	5	6
									Shane Muntz	1.0	1	1	1	1	0	4	5
									Cole McNamee	1.0	0	0	0	0	2	3	3
									William Fleming	1.0	0	0	0	0	0	3	3

Win - Gooding (2-0). Loss - Bach, C. (0-2). Save - None.
WP - Muntz, S.(3); Bach, C.(1). HBP - by Bach, C. (Ober); by Gooding (Long, C.).

Umpires - HP: Aaron Seay 1B: Wilson Raynor 3B: Gregory Street
Start: 7 p.m. Time: 2:59 Attendance: 1631
Weather: 49, partly cloudy, breezy
Shuster, J. faced 3 batters in the 7th.

Game 24 • March 27, 2018 • Charlotte, N.C.			
	North Carolina	14	
	Charlotte	2	

GAME RECAP:

Visiting North Carolina scored three runs in the top of the first and never looked back taking a 14-2 victory over Charlotte baseball at BB&T Ballpark on Tuesday night. The 49ers finished the Uptown portion of their schedule 1-1 against the two ACC foes and quickly turn to a Thursday-Saturday Conference USA series with UAB.

"We couldn't keep them off balance," began Head Coach Loren Hibbs. "They got off to a good start and we didn't have an answer from a pitching standpoint. We kind of take two steps forward and one step back every once and a while. We just couldn't find the right guy to keep them off balance and had no rhythm at all."

North Carolina (15-10) began the night with four-straight one-out singles in the top of the first getting RBI from Brandon Riley and Zack Gahagan to take a 2-0 lead. Jackson Hesterlee added a sacrifice fly to end the first.

In a four-run fourth, Brandon Martorano provided a three-run homer to left while Kyle Datres capped off a five-run fifth with a two-run triple to right-center. The fifth inning response by Carolina came after the Niners scored their lone pair of runs a half-inning prior.

Charlotte (14-10) scored their two runs in the fourth starting with a Drew Ober infield single to third followed by a massive two-run bomb to left-center off the bat of Dominick Cammarata. Cammarata ended his night 2-for-3 connecting on his third long ball of the season.

The 49ers offense didn't have much of an answer for Tar Heels starter Rodney Hutchison who gave up the Cammarata home run apart of his six innings, allowing six hits with seven strikeouts. Zack Smith had the only other multi-hit night for Charlotte also going 2-for-3. Datres led Carolina with a three-hit night.



Charlotte 49ers Baseball
North Carolina at Charlotte
Mar 27, 2018 at Charlotte, N.C. (BB&T Ballpark)



North Carolina 14 (15-10)

Charlotte 2 (14-10)

Player	ab	r	h	rbi	bb	so	po	a	lob	Player	ab	r	h	rbi	bb	so	po	a	lob
Roberts rf/cf	6	2	2	1	0	2	1	0	0	Tommy Bullock 2b	4	0	0	0	1	3	3	1	0
Busch lb	5	2	2	1	1	0	7	2	4	Reece Hampton cf	4	0	1	0	0	4	0	0	0
Datres 3b	4	2	3	2	1	0	1	2	0	Jackson Mims 3b	4	0	1	0	0	1	1	1	1
Inclan ph/3b	0	1	0	0	0	0	0	0	0	Harris Yett c	3	0	0	0	1	3	0	1	0
Riley cf	4	1	2	3	0	0	1	0	0	Jake Whitcomb ph/rf	1	0	0	0	1	0	0	0	0
Semper ph	1	0	0	0	1	0	0	0	0	Drew Ober lf	3	1	1	0	1	3	0	0	0
Tessar lf	0	0	0	0	0	0	0	0	0	Tate Pennington ph	1	0	1	0	0	0	0	0	0
Gahagan 2b	3	0	1	1	0	2	0	0	0	Dominick Cammarata r/1b	3	1	2	2	0	3	0	0	0
Brandonburg ph/lf	2	1	1	2	0	1	1	0	0	Todd Elwood ph	1	0	0	0	1	0	0	0	0
Hesterlee dh	1	1	0	1	2	0	0	0	3	Zack Smith 1b/c	3	0	2	0	0	1	7	2	0
Ladowski ph/dh	1	0	0	0	0	0	0	1	0	Sam Mennitt ph	1	0	0	0	0	0	0	0	0
Zarate ph	1	0	0	0	1	0	0	0	0	Hunter Jones ss	4	0	0	0	0	2	1	2	0
Freeman ss	2	1	0	0	0	0	1	2	3	Eric Lansingger dh	3	0	0	0	3	0	0	1	0
Enwiller ss	2	0	1	0	0	0	0	1	0	Chase Gooding p	0	0	0	0	0	0	0	0	0
McGee lf/zc	5	1	0	1	0	0	0	1	0	Jacob Craver p	0	0	0	0	0	0	0	0	0
Martorano c	1	2	1	3	2	0	8	0	0	Phillip Perry p	0	0	0	0	0	0	1	0	0
Illies ph/c	1	0	1	0	0	0	2	0	0	Drew Morrison p	0	0	0	0	0	0	0	0	0
Hutchison p	0	0	0	0	0	0	3	1	0	Carson Pinkney p	0	0	0	0	0	0	0	0	0
Casparius p	0	0	0	0	0	0	0	0	0	Austin Wynn p	0	0	0	0	0	0	0	0	0
O'Brien p	0	0	0	0	0	0	0	0	0	Totals	35	2	8	2	0	10	27	7	6
Weiss p	0	0	0	0	0	0	1	0	0										
Blendinger p	0	0	0	0	0	0	0	0	0										
Totals	39	14	14	14	8	5	27	9	12										

Score by Innings	1	2	3	4	5	6	7	8	9	R	H	E
North Carolina	3	0	0	4	5	0	0	2	2	14	14	1
Charlotte	0	0	0	2	0	0	0	0	0	2	8	2

E - Martorano(1); Bullock(4); Perry(2). LOB - NC 12; Charlotte 6. 2B - Roberts(4); 3B - Dattres(1). HR - Brandonburg(1); Martorano(6); Cammarata(3). HBP - Inclan; Freeman; Martorano. SH - Freeman(4). SF - Riley(1); Hesterlee(1). SB - Hampton(8).

North Carolina	ip	h	r	er	bb	so	ab	bf	Charlotte	ip	h	r	er	bb	so	ab	bf
Hutchison	6.0	6	2	2	0	7	24	24	Chase Gooding	3.1	4	4	4	1	1	12	16
Casparius	1.0	1	0	0	1	4	4	4	Jacob Craver	0.0	2	3	3	2	0	2	4
O'Brien	1.0	0	0	0	1	3	3	3	Phillip Perry	1.0	4	5	5	2	0	7	10
Weiss	0.2	1	0	0	0	1	3	3	Drew Morrison	3.2	2	0	0	3	2	13	17
Blendinger	0.1	0	0	0	0	0	1	1	Carson Pinkney	0.1	1	2	2	0	1	2	3
									Austin Wynn	0.2	1	0	0	0	1	3	3

Win - Hutchison (3-1). Loss - Gooding (2-1). Save - None.
HBP - by Gooding (Martorano); by Perry (Freeman); by Pinkney (Inclan). BK - Gooding(1).

Umpires - HP: Brian Kennedy 1B: Brad Newton 3B: Gary Swanson
Start: 7:05pm Time: 3:12 Attendance: 4049
Weather: Overcast, Cool - 48F
Craver faced 4 batters in the 4th.



ALL-TIME RESULTS UPTOWN

	Game 16 • March 12, 2019 • Uptown Charlotte		
	#2 NC State	6	
	Charlotte	5	

GAME RECAP:

NC State rallied with three in the eighth and two in the ninth as the second-ranked Wolfpack topped Charlotte 6-4 on Tuesday night at BB&T Ballpark. A crowd of 4,324 watched the action in Uptown Charlotte.

"We're disappointed," started Head Coach Loren Hibbs. "NC State may be the best team in the country right now. It was a great crowd and atmosphere, a College World Series type atmosphere going back-and-forth. We played really well for seven innings, they just had a little bit more than us tonight."

Charlotte (8-8) put together a solid two-out rally in the third as pinch-hitter Tate Pennington started with a single to center before Patrick Wheeler sacrifice bunt moved him to second. Carson Johnson followed with a liner to center plating Pennington for the night's first run. After Harris Yett moved Johnson to second on his knock to right, Drew Ober found the hole on the left side of the infield plating Johnson for the 2-0 lead.

NC State (16-0) cut the lead in half with a fifth inning run taking advantage of a key two-out hit. Lawson McArthur and Terrell Tatum kept the inning alive with back-to-back walks before pinch-hitter Jonny Butler slapped the RBI single to right scoring McArthur for the one-run game.

The Niners tacked on two more with the first coming in the bottom of the sixth as Dominick Cammarata destroyed a 2-2 pitch over the wall in left for his third bomb of the year. In the seventh, Todd Elwood led off with a double down the left field line and later scored on Johnson's second big hit of the night with a RBI single to center making it 4-1.

The Wolfpack responded with a three-run home in the top of the eighth to tie the game at four. A walk, single up the middle and Patrick Bailey's homer to right squared the contest. In the ninth, a bang-bang play at second base resulted in a leadoff double by Tatum before Will Wilson delivered a go-ahead two-out single to center. Later, a bases loaded walk to Brad Debo made it 6-4.

Johnson and Yett each led the 49ers with a three-hit night with Johnson driving in three for the second-straight game. Tatum, Wilson and Edwards each had a pair of hits for NC State.

	Charlotte 49ers Baseball		
	#2 NC State at Charlotte		
	Mar 12, 2019 at Charlotte, N.C. (BB&T Ballpark)		

NC State 6 (16-0)

Player	ab	r	h	rbi	bb	so	po	a	lob
Tyler McDonough cf/2b	5	0	1	0	0	0	1	0	3
Will Wilson ss	4	2	2	1	1	0	3	0	0
Evan Edwards 1b	5	1	2	0	0	2	9	1	0
Patrick Bailey c	4	1	1	3	0	0	8	1	1
Brad Debo dh	2	0	0	1	3	0	0	0	0
Vojtech Mensik 3b	3	0	0	0	2	0	0	2	0
Thayer Thomas ph	1	0	0	0	1	0	0	0	0
Dillon Cooper 3b	1	0	0	0	0	1	0	3	0
Lawson McArthur lf/rf	3	1	0	0	1	0	3	0	0
Terrell Tatum rf	3	1	2	0	1	1	3	0	0
David Vazquez 2b	0	0	0	0	0	0	0	0	0
J.T. Jarrett 2b	1	0	0	0	0	1	0	0	0
Jonny Butler ph/cf	3	0	1	1	0	0	0	0	0
Canaan Silver p	0	0	0	0	0	0	3	0	0
Baker Nelson p	0	0	0	0	0	0	2	1	0
Evan Justice p	0	0	0	0	0	0	0	0	0
Nolan Clenney p	0	0	0	0	0	0	0	0	0
Michael Bienlien p	0	0	0	0	0	0	0	0	0
Kent Klyman p	0	0	0	0	0	0	1	0	0
Dalton Feeney p	0	0	0	0	0	0	0	0	0
Totals	35	6	9	6	6	8	27	10	9

Charlotte 5 (8-8)

Player	ab	r	h	rbi	bb	so	po	a	lob
Tommy Bullock ss	5	1	1	0	0	2	2	4	0
Carson Johnson 2b	5	1	3	0	0	0	0	1	0
Harris Yett c	5	0	3	0	0	0	7	1	0
Drew Ober lf	4	0	1	0	1	0	3	0	3
Josh Haney 3b	4	0	0	0	0	0	1	0	2
Dominick Cammarata rf	3	1	1	0	1	2	0	0	0
Jake Whitcomb rf	0	0	0	0	0	0	1	0	0
Austin Lynch ph/rf	1	0	1	0	0	0	1	0	0
Rafi Vazquez 1b	1	0	0	0	1	3	0	0	0
Jesse Gonzales ph/1b	3	0	0	0	0	1	3	0	0
Matt Brooks dh	0	0	0	0	0	0	0	0	0
Tate Pennington ph/dh	1	1	1	0	0	0	0	0	0
Todd Elwood ph/dh	2	1	1	0	0	1	0	0	1
Patrick Wheeler c	2	0	0	0	1	3	0	1	0
Riley Cheek ph	1	0	0	0	0	0	0	0	0
Chase Gooding p	0	0	0	0	0	1	0	0	0
Patrick Szczypinski p	0	0	0	0	0	0	0	0	0
Colby Bruce p	0	0	0	0	0	0	0	0	0
Ryan Czanstowski p	0	0	0	0	0	0	0	0	0
Mason Herbert p	0	0	0	0	0	0	1	0	0
Totals	37	5	12	5	1	8	27	7	7

Score by Innings	1	2	3	4	5	6	7	8	9	R	H	E
NC State	0	0	0	0	1	0	0	3	2	6	9	0
Charlotte	0	0	2	0	0	1	1	0	1	5	12	1

E - Gonzales(1), DP - Charlotte 2, LOB - NC State 9; Charlotte 7. 2B - McDonough(3); Tatum(1); Johnson, C(4); Yett(10); Lynch(2); Elwood, T(1), HR - Bailey(3); Cammarata(3), HBP - Bailey, SH - Wheeler(4).

NC State	ip	h	r	er	bb	so	ab	bf	np
Canaan Silver	3.0	5	2	2	0	2	13	14	47
Baker Nelson	3.0	1	1	1	1	2	10	11	39
Evan Justice	0.1	1	1	0	1	2	2	2	8
Nolan Clenney	0.1	1	0	0	0	1	2	2	12
Michael Bienlien	0.2	2	0	0	1	4	4	13	13
Kent Klyman	1.0	2	1	1	0	1	5	5	30
Dalton Feeney	0.2	0	0	0	0	1	1	6	6

Win - Klyman (5-0). Loss - Herbert (0-1). Save - Feeney (4).

WP - Bruce(1), HBP - by Herbert (Bailey), BK - Clenney(1); Bruce(3), Pitches/strikes: Silver 47/34; Nelson, B, 39/22; Justice 8/4; Clenney 12/6; Bienlien 13/9; Klyman 30/19; Feeney 6/3; Gooding 48/28; Szczypinski 37/22; Bruce 35/22; Czanstowski 30/16; Herbert 28/15.

Umpires - HP: Jon Byrne 1B: Brian Kennedy 3B: Randal Dulin Start: 7:05pm Time: 3:16 Attendance: 4324 Weather: Clear & Cool, 58F

	Game 24 • March 26, 2019 • Uptown		
	#15 Clemson	8	
	Charlotte	5	

GAME RECAP:

Charlotte baseball erased a 4-0 deficit before #15 Clemson posted four late runs to claim an 8-4 victory at BB&T Ballpark on Tuesday night. The Tigers take the season-series after their 7-6 win back on February 18th coupled with Tuesday's win in Uptown Charlotte.

"We came up a little bit short tonight," began Head Coach Loren Hibbs. "I thought we did a good job of managing the game for six or seven innings, but didn't quite capitalize the way we needed to. At this level of play, the margin of error is very thin. Clemson has a really good team, but we have to keep working on cleaning some things up before this weekend at WKU."

Clemson (19-6) took advantage of two-out opportunities with a Grayson Byrd RBI triple in the first and two-run double in the third.

Charlotte (11-13) started their comeback in the third as Harris Yett belted a two-run homer in the third after Todd Elwood reached with a one-out single. The 49ers tied it in the sixth after back-to-back singles by Drew Ober and Austin Lynch paid off on a passed ball and sacrifice fly by Tommy Bullock.

The Tigers tacked on a go-ahead run with two outs in the seventh followed by three in the eighth, two of those down to their final out in the inning. Charlotte added their final run in the ninth on a Carson Johnson walk and eventual RBI single by Elwood.

	Charlotte 49ers Baseball		
	#15 Clemson at Charlotte		
	Mar 26, 2019 at Charlotte, N.C. (BB&T Ballpark)		

Clemson 8 (19-6)

Player	ab	r	h	rbi	bb	so	po	a	lob
Sam Hall lf	5	2	1	0	1	2	1	0	3
Logan Davidson ss	5	1	1	0	1	1	2	4	0
Kyle Wilkie c	4	3	2	1	2	0	8	2	1
Grayson Byrd 3b	5	2	3	4	0	0	0	1	0
Bryar Hawkins 1b	4	0	2	1	1	1	10	0	2
Bo Majkowski rf	3	0	1	2	0	2	0	1	0
Davis Sharpe dh	2	0	1	1	3	0	0	0	0
Bryce Teodosio cf	5	0	0	0	3	2	0	6	0
Jordan Greene 2b	5	0	0	0	0	1	4	0	0
Brooks Crawford p	0	0	0	0	0	0	1	0	0
Jacob Hennessy p	0	0	0	0	0	0	1	0	0
Holt Jones p	0	0	0	0	0	0	0	0	0
Owen Griffith p	0	0	0	0	0	0	0	0	0
Totals	38	8	11	8	10	7	27	12	13

Charlotte 5 (11-13)

Player	ab	r	h	rbi	bb	so	po	a	lob
Carson Johnson 2b	4	0	0	0	0	0	0	1	0
Patrick Wheeler ph	0	1	0	0	1	0	0	0	0
Todd Elwood cf	5	1	2	1	0	0	3	0	0
Harris Yett c	5	1	2	0	2	8	0	1	0
Drew Ober lf	4	1	1	0	1	5	0	1	0
Austin Lynch rf	3	1	2	0	1	2	0	0	0
Dominick Cammarata 1b	3	0	0	0	1	2	6	0	0
Rafi Vazquez dh	1	0	0	0	1	0	0	0	0
Carter Foster ph/dh	1	0	0	0	0	0	0	0	0
Alec Roberts ph/dh	1	0	0	0	1	0	0	1	0
Tommy Bullock ss	3	0	2	1	0	1	2	2	0
Josh Haney 3b	3	0	0	0	0	0	1	2	4
Jesse Gonzales ph	1	0	0	0	0	0	0	0	0
Ryan Czanstowski p	0	0	0	0	0	0	0	0	0
Joey Cooner p	0	0	0	0	0	0	0	0	0
Patrick Szczypinski p	0	0	0	0	0	0	0	0	0
Will Palinkas p	0	0	0	0	0	0	0	0	0
Colby Bruce p	0	0	0	0	0	0	0	0	0
Mason Herbert p	0	0	0	0	0	0	0	0	0
Spencer Ard p	0	0	0	0	0	0	0	0	0
Ethan Earhart p	0	0	0	0	0	0	1	0	0
Totals	34	5	8	4	3	9	27	6	7

Score by Innings	1	2	3	4	5	6	7	8	9	R	H	E
Clemson	1	0	3	0	0	0	1	3	0	8	11	3
Charlotte	0	0	2	0	0	2	0	0	1	5	8	1

E - HALL(4); WILKIE(3); GREENE(2); YETT(1), DP - Clemson 1, LOB - Clemson 13; Charlotte 7. 2B - WILKIE(4); BYRD(8), 3B - BYRD(1), HR - YETT(5), SF - Bullock(2), SB - HALL(15); DAVIDSON(10); WILKIE(2); MAJKOWSKI 2(3). Reached on CI - Vazquez.

Clemson	ip	h	r	er	bb	so	ab	bf	np
Brooks Crawford	4.0	4	2	2	0	5	17	18	71
Jacob Hennessy	1.0	2	2	1	1	0	5	6	23
Holt Jones	3.0	0	0	0	1	3	8	10	46
Owen Griffith	1.0	2	1	1	1	1	4	5	17

Win - JONES (1-0). Loss - Bruce (9-3). Save - None. WP - CRAWFORD(1); JONES(4); BRUCE(3); ARD(5), PB - WILKIE(9), CI - WILKIE. Pitches/strikes: CRAWFORD 71/48; HENNESSY 23/15; JONES 46/27; GRIFFITH 17/9; CZANSTOWSKI 43/30; COONER 12/12; SZCZYPINSKI 20/12; PALINKAS 21/10; BRUCE 37/22; HERBERT 19/9; ARD 23/11; EARHART 8/3.

Umpires - HP: John Haggerty 1B: Gregory Street 3B: Junior Creech Start: 7:06pm Time: 3:31 Attendance: 5183 Weather: Sunny, 55F HENNESSY faced 3 batters in the 6th.



TRUIST FIELD RECORD BOOK (UPTOWN)

CHARLOTTE GAME RECORDS

TEAM BATTING

At Bats	40 (3x) last vs. Wake Forest (3/13/18)
Most Runs	13 vs. Wake Forest (3/13/18)
Fewest Runs	1 vs. #17 N.C. State (3/29/16)
Most Hits	18 vs. Georgia (3/8/16)
Fewest Hits	5 vs. #17 N.C. State (3/29/16)
Singles	11 vs. Georgia (3/8/16)
Doubles	7 vs. Wake Forest (3/13/18)
Triples	1 vs. Wake Forest (3/13/18)
Home Runs	3 vs. Winthrop (4/5/16)
RBI	11 vs. Wake Forest (3/13/18)
Total Bases	27 vs. Georgia (3/8/16)
K's	11 vs. N.C. State (3/31/15)
Walks	6 vs. Wake Forest (3/13/18)
SB's	2 vs. Winthrop (4/5/16)
CS	1 vs. #17 N.C. State (3/29/16)
HBP's	2 vs. N.C. State (3/31/15)
Sac Hits	1 (2x) last vs. Wake Forest (3/13/18)
Sac Flies	1 (2x) last vs. #15 Clemson (3/26/19)
Runners LOB	11 vs. Georgia (3/8/16)
Hit into DP	3 vs. N.C. State (3/28/17)
HR in an inning	2 vs. Winthrop (4/5/16)

TEAM FIELDING

Putouts	27 (9x) last vs. #15 Clemson (3/26/19)
Assists	14 (2x) last vs. Wake Forest (3/13/18)
Errors	2 (3x) last vs. North Carolina (3/27/18)
Double Plays	2 (2x) last vs. #15 Clemson (3/26/19)

TEAM PITCHING

Appearances	10 vs. #17 N.C. State (3/29/16)
Inn. Pitched	9 (11x) last vs. #15 Clemson (3/26/19)
Most K's	10 vs. #17 N.C. State (3/29/16)
Fewest K's	5 (2x) last vs. North Carolina (3/27/18)
Most BB's	10 (2x) last vs. #15 Clemson (3/26/19)
Fewest BB's	3 (2x) last vs. Winthrop (4/5/16)
Most Hits	15 (2x) last vs. N.C. State (3/28/17)
Fewest Hits	4 vs. Wake Forest (3/13/18)
Doubles	5 vs. N.C. State (3/31/15)
Triples	1 (5x) last vs. #15 Clemson (3/26/19)
Home Runs	3 vs. N.C. State (3/28/17)
Wild Pitches	2 vs. #15 Clemson (3/26/19)
Hit Batters	4 vs. N.C. State (3/28/17)
Most Runs	15 vs. N.C. State (3/28/17)
Fewest Runs	1 (2x) last vs. Wake Forest (3/13/18)
Most Earned	15 vs. N.C. State (3/28/17)
Fewest Earned	1 (2x) last vs. Wake Forest (3/13/18)

OPPONENT GAME RECORDS

TEAM BATTING

At Bats	41 by N.C. State (3/31/15)
Most Runs	15 by N.C. State (3/28/17)
Fewest Runs	1 (2x) last by Wake Forest (3/13/18)
Most Hits	15 (2x) last by N.C. State (3/28/17)
Fewest Hits	4 by Wake Forest (3/13/18)
Singles	10 by North Carolina (3/27/18)
Doubles	5 by N.C. State (3/31/15)
Triples	1 (5x) last by #15 Clemson (3/26/19)
Home Runs	3 by vs. N.C. State (3/28/17)
RBI	15 by vs. N.C. State (3/28/17)
Total Bases	29 vs. N.C. State (3/28/17)
K's	10 by #17 N.C. State (3/29/16)
Walks	10 (2x) last by #15 Clemson (3/26/19)
SB's	5 by #15 Clemson (3/26/19)
CS	1 by Georgia (3/8/16)
HBP's	4 vs. N.C. State (3/28/17)
Sac Hits	1 by North Carolina (3/27/18)
Sac Flies	2 by North Carolina (3/27/18)
Runners LOB	13 by #15 Clemson (3/26/19)
Hit into DP	3 by Wake Forest (3/13/18)
HR in an inning	1 (5x) last by North Carolina (3/28/18)

TEAM FIELDING

Putouts	27 (9x) last by #15 Clemson (3/26/19)
Assists	15 by Georgia (3/8/16)
Errors	3 by #15 Clemson (3/26/19)
Double Plays	3 vs. N.C. State (3/28/17)

TEAM PITCHING

Appearances	7 (2x) last by vs. Wake Forest (3/13/18)
Inn. Pitched	9 (9x) last by #15 Clemson (3/26/19)
Most K's	11 by #17 N.C. State (3/29/16)
Fewest K's	3 by Georgia (3/8/16)
Most BB's	6 by Wake Forest (3/13/18)
Fewest BB's	0 by North Carolina (3/27/18)
Most Hits	18 by Georgia (3/8/16)
Fewest Hits	5 by #17 N.C. State (3/29/16)
Doubles	7 by Wake Forest (3/13/18)
Triples	1 by Wake Forest (3/13/18)
Home Runs	3 by Winthrop (4/5/16)
Wild Pitches	3 by N.C. State (3/31/15)
Hit Batters	3 by N.C. State (3/28/17)
Most Runs	13 by Wake Forest (3/13/18)
Fewest Runs	1 by #17 N.C. State (3/29/16)
Most Earned	12 by Wake Forest (3/13/18)
Fewest Earned	1 by #17 N.C. State (3/29/16)



TRUIST FIELD RECORD BOOK (UPTOWN)

CHARLOTTE GAME RECORDS

INDIVIDUAL BATTING

AB's 6 by Reece Hampton vs. Wake Forest (3/13/18)
 Runs 4 by Tommy Bullock vs. Wake Forest (3/13/18)
 Hits 4 by Logan Sherer vs. Georgia (3/8/16)
 Singles 3 by Drew Ober vs. Georgia (3/8/16)
 Doubles 2 by Hampton/Cammarata vs. Wake (3/13/18)
 Triples 1 by Tommy Bullock vs. Wake Forest (3/13/18)
 HR's 2 by Logan Sherer vs. Winthrop (4/5/16)
 RBI 4 by Logan Sherer vs. Georgia (3/8/16)
 TB's 9 by Logan Sherer vs. Winthrop (4/5/16)
 K's 3 by Eric Lansinger vs. Wake Forest (3/13/18)
 Walks 2 (2x) last by Jackson Mims vs. Wake (3/13/18)
 SB's 2 by Reece Hampton vs. Winthrop (4/5/16)
 CS 1 by Zach Jarrett vs. #17 NC State (3/29/16)
 HBP's 1 (6x) last by Logan Sherer vs. NC State (3/28/17)
 Sac Hits 1 (3x) last by P. Wheeler vs. #2 NC State (3/12/19)
 Sac Flies .. 1 (2x) last by Bullock vs. #15 Clemson (3/26/19)

INDIVIDUAL FIELDING

Putouts 12 by Logan Sherer vs. Winthrop (4/5/16)
 Assists 5 by Luke Gibbs vs. NC State (3/31/15)
 Errors .. 1 (9x) last by Harris Yett vs. #15 Clemson (3/26/19)

INDIVIDUAL CAREER PITCHING

Appearances 4 by Philip Perry and Jacob Craver
 Inn. Pitched 10.2 by Matt Horkey
 Most K's 6 by Philip Perry and Chase Gooding
 Most BB's 8 by Matt Horkey
 Most Hits 13 by Matt Horkey
 Doubles 3 by Logan Sherer
 Triples 1 (5x) last by Ryan Czanstkowski
 Home Runs 3 by Matt Horkey
 Wild Pitches 1 (4x) last by Colby Bruce/Spencer Ard
 Hit Batters 3 by Matt Horkey
 Most Runs 13 by Matt Horkey
 Most Earned 13 by Matt Horkey

ALL-TIME RESULTS

*N.C. State 10, Charlotte 6 (3/31/15)
 Charlotte 10, Georgia 5 (3/8/16)
 #17 N.C. State 7, Charlotte 1 (3/29/16)
 Charlotte 7, Winthrop 1 (4/5/16)
 N.C. State 15, Charlotte 10 (3/28/17)
 Charlotte 13, Wake Forest 1 (3/13/18)
 North Carolina 14, Charlotte 2 (3/27/18)
 #2 N.C. State 6, Charlotte 5 (3/12/19)
 #15 Clemson 8, Charlotte 5 (3/26/19)

*First Collegiate Game at Truist Field

OPPONENT GAME RECORDS

INDIVIDUAL BATTING

AB's 6 (2x) last by Cody Roberts of UNC (3/27/18)
 Runs ... 3 (2x) last by Kyle Wilkie of #15 Clemson (3/26/19)
 Hits 3 (5x) last by Grayson Byrd of #15 Clemson (3/26/19)
 Singles 3 by Mark Lowrie of Winthrop (4/5/16)
 Doubles ... 1 (14x) last by G. Byrd #15 of Clemson (3/26/19)
 Triples 1 (5x) last by G. Byrd of #15 Clemson (3/26/19)
 HR's 2 by Joe Dunand of NC State (3/28/17)
 RBI 6 by Brad Debo of NC State (3/28/17)
 TB's 8 by Joe Dunand vs. NC State (3/28/17)
 K's 3 by Bryce Teodosio of #15 Clemson (3/26/19)
 Walks ... 3 (2x) last by Brad Debo of #2 NC State (3/12/19)
 SB's 2 (2x) last by Bo Majkowski of #15 Clemson (3/26/19)
 CS 1 by Nick King of Georgia (3/8/16)
 HBP's 2 (2x) last by Will Wilson of NC State (3/28/17)
 Sac Hits 1 by Ike Freeman of North Carolina (3/27/18)
 Sac Flies 1 (4x) last by Jackson Hesterlee of UNC (3/27/18)

INDIVIDUAL FIELDING

Putouts 13 (2x) last by B. Seymour of Wake (3/13/18)
 Assists 6 (2x) last by Joe Dunand of NC State (3/28/17)
 Errors 1 (11x) last by Kyle Wilkie of #15 Clemson (3/26/19)

INDIVIDUAL CAREER PITCHING

Appearances 2 by Multiple Pitchers
 Inn. Pitched 7.1 by Ryan Williamson of NC State
 Most K's 11 by Ryan Williamson of NC State
 Most BB's 3 by Michael Beinlein of NC State
 Most Hits 8 by Andrew Gist of Georgia
 Doubles 4 by Andrew Gist of Georgia
 Triples 1 by Jared Shuster of Wake Forest
 Home Runs 2 by Freddie Sultan of Winthrop
 Wild Pitches 2 (2x) last by Tommy DeJuneas of NC State
 Hit Batters 2 by Multiple Pitchers
 Most Runs 7 by Michael Beinlein of NC State
 Most Earned 7 by Michael Beinlein of NC State

SINGLE GAME ATTENDANCE

8,147 vs. NC State (3/31/15)
 7,438 vs. #17 NC State (3/29/16)
 6,445 vs. NC State (3/28/17)
 5,183 vs. #15 Clemson (3/26/19)
 4,521 vs. Georgia (3/8/16)

ALL-TIME ATTENDANCE BY YEAR

2015: 8,147 (1)
 2016: 14,578 (3)
 2017: 6,445 (1)
 2018: 5,680 (2)
 2019: 9,507 (2)

Total: 44,357 Average: 4,928



CHARLOTTE BASEBALL MVP'S

1979.....	Donnie Hoover, RHP (5-4, 4.59, 32K)
1980	Jack Sink, RF (.318, 20 RBI, 12 SB)
1981	Randy Duncan, CF (.353, 10 3B, 23 RBI)
1982	Carlos Strickland, 1B (.345, 24 RBI, 38 SB)
1983	Mark West, RHP (8-5, 3.93, 35 K)
1984	Field Culbreth, P/OF (4-7, 2.48, 61 K, 43 RBI)
1985	Barry Shifflett, 3B (.467, 12 HR, 71 RBI)
1986	Eric Burnette, RHP (9-4, 3.61, 2 SHO)
1987	Jeff Holshouser, RHP (5-5, 3.52, 63 K)
1988	Jeff Shore, C/3B (.335, 5 HR, 47 RBI)
1989	Donnie Poplin, 1B (.358, 12 HR, 53 RBI)
1990	Chris Haney, P/DH (6-7, 2.62, .340, 35 RBI)
1991	Calvin Smith, SS/2B (.304, 19 RBI, 25 SB)
1992	Donovan Mitchell, 3B (.384, 18 2B, 37 RBI)
1993	Cam Browder, OF (.380, 14 HR, 53 RBI)
1994	Jeff Myers, RHP (9-1, 3.94, 64 K)
1995.....	Tim Collie, RHP (9-3, 2.94, 102 K)
1996.....	Joey Anderson, CF (.401, 13 HR, 57 RBI, 24 SB)
1997.....	Brannon Player, RHP (10-5, 4.85, 79 K)
1998.....	James Matan, RF (.401, 19 2B, 27 HR, 95 RBI)
	Bo Robinson, 3B (.424, 32 2B, 19 HR, 100 RBI)
1999.....	Jason Hill, 1B (.352, 20 2B, 4 HR, 40 RBI)
2000.....	Ryan Baker, RHP (11-5, 3.78, 106 K)
2001.....	John Maine, RHP (12-6, 3.82, 144 K)
2002.....	George Sandel, 2B (.374, 79 H, 39 RBI)
2003.....	Zachary Treadway RHP (8-5, 5.19, 89 K)
2004.....	Jamie Rusco, 1B (.362, 12 2B, 14 HR, 49 RBI)
2005.....	Adam Willard, OF (.352, 17 2B, 50 RBI, 17 SB)
2006.....	Mike Ambrose, SS (.366, 16 2B, 51 RBI, 17 SB)
2007.....	Adam Mills, RHP (14-2, 1.01, 141 K, 4 SHO)
2008.....	Chris Taylor, C (.349, 61 R, 18 2B, 19 HR, 70 RBI)
2009.....	Rob Lyerly, 1B (.401, 42 R, 18 2B, 12 HR, 49 RBI)
2010.....	Pat Lawson, RHP (4-0, 0.61, 37 K, 8 Sv.)
2011.....	Andrew Smith, RHP (10-4, 1.81, 92 K, 3 CBO)
2012.....	Shane Brown, OF (.365, 46 R, 31 SB)
2013.....	Justin Seager, OF (.351, 46 R, 22 2B, 40 RBI, 30 BB)
2014.....	T.J. Nichting, 2B (.283, 56 H, 13 2B, 1 HR, 17 RBI)
2015.....	Sean Geoghegan, LHP (6-5, 2.46, 87.2 IP, 58 K)
2016.....	Brett Netzer, 2B (.384, 81 H, 17 2B, 5 HR, 35 RBI)
	Logan Sherer, 1B (.336, 75 H, 15 2B, 12 HR, 52 RBI)
2017	Colton Laws, SP (7-2, 1.87, 96.1 IP, 94 K, 13 BB)
	Zach Jarrett, OF (.342, 13 HR, 45 RBI, 81 H, 7 SB)
2018	Josh Maciejewski, SP (9-2, 2.25, 104 IP, 104 K)
2019.....	Harris Yett, C (.325, 8 HR, 39 RBI, 22 2B, 69 H)
2020.....	Dominic Pilolli, OF (.403, 2 HR, 14 RBI, 27 H, 2 SB)*



ALL-TIME LETTERWINNERS

Adams, Phil..... 79-80	Casas, Brandon 16-17	Erwin, Brad 00-03	Hill, Kevin..... 1998
Ambrose, Mike 05-06	Caufield, Thomas21-	Everette, Lance 1988	Hill, Terry 84-87
Amorosi, Christian 1999	Chaney, Jacob 2001	Felton, Derek 95-96	Hill, Travis 2002
Anderson, Jimmy 94-97	Chapman, Alex..... 06-07	Ferguson, Mark 02-03	Holshouser, Jeff 86-89
Anderson, Joey 93-96	Cheek, Riley 19-20	Flanagan, Zach..... 2017	Honeycutt, Ronnie..... 1987
Ard, Spencer 19-20	Childs, Adam..... 1999	Flateau, Bob..... 1982	Hooker, Phil 79-80
Arrowood, Mark 1979	Clark, Daryl 2000	Floyd, Adam..... 03-06	Hoover, Donnie..... 79-80
Ayers, Kevin 82-85	Clemmons, Leland..... 12-13	Foard, Matt..... 04-07	Hoover, Keith 79-81
Baker, Hunter21-	Cole, Stewart 85-87	Foster, Carter 19-20	Hopkins, Thomas..... 97-00
Baker, Ryan 97-00	Coleman, Hunter 95-97	Freeland, Scott..... 79-80	Horkey, Matt 15-18
Ball, Steve 91-94	Collie, Tim 92-95	Fritz, Derek 16-17	Hudgens, Brock..... 11-14
Bargo, Casey21-	Collier, Kevin 82-85	Furman, Nate21-	Hudson, Jordan..... 10,12-14
Barnette, Tyler..... 11-13	Concepcion, Dagoberto .. 80-83	Gambale, Pat 01-02	Huffman, Adam 2013
Barrett, Eric..... 82-85	Cooner, Joey 18-19	Gallelo, Derek 12-16	Hughes, Ray 88-91
Barron, Nicholas 2001	Cotten, Tyler21-	Ganote, Joe..... 89-90	Hughes, Sam21-
Basen, Shane 10-13	Council Jr., Carl 79-81	Geoghegan, Sean..... 13-17	Hull, Eddie 15-17
Bean, Eddie..... 83-86	Covington, Chase 2020	Gibbs, Luke 15-16	Hutton, Jason..... 2000
Beaty, Bryan..... 91-93	Cox, Doug 91-93	Giesting, Spencer21-	Izquierdo, Tito 1989
Benton, Joe 1979	Craver, Jacob 15-18	Gillespie, Kevin 10-11	Jackson, Greg..... 1983
Berry, Jeff..... 91-92	Creech, Matt 13-14	Golden, Jeff..... 83-86	Jarrett, Zach 14-17
Blackmon, Nick 00-03	Culbreth, Field 84-86	Gonzales, Jesse 18-19	Johnson, Carson19-
Bohlen, Jeff 2006	Cunningham, Jake21-	Gooding, Chase 18-19	Johnson, Matt 99-02
Bomann, Grant 08-09	Cunningham, Jason 2009	Grace, Sam21-	Jackson, Mike 1993
Bond, Brett 14-15	Curry, Jake21-	Green, Michael 10-13	Johnson, Jeff 85-88
Boss, Jackson20-	Curry, Mickey..... 89-92	Gresham, Kris 89-91	Jones, Hunter 15-18
Boston, Marc 91-93	Cuthbertson, Josh..... 97-98	Groover, Gino21-	Junghans, Chris 94-97
Bovender, Andy 92-95	Czanstkowski, Ryan19-	Grout, Don..... 1983	Jurney, William 83-86
Bowker, Thomas 01-04	Daddio, Nick 13-17	Gyoerkoe, Michael 08-09	Kelly, Ryan..... 1997
Bowman, Brian 99-02	Danner, Deon..... 89-91	Hagen, B.J..... 05-08	Keuchel, Craig20-
Bradshaw, Billy..... 2002	Davidson, Mark 79-80	Hairston, Pat 91-92	Keyser, Jeff 84-85
Bradshaw, Joey 2002	Davis, Matt 14-15	Hall, Chuck..... 88-91	King, Patric..... 13-14
Bray, Aaron 06-09	Deatherage, Dwayne 91-93	Hall, Herb..... 79-81	Kirk, Jon 92-93
Brake, Chris..... 01-02	DeCola, Dan 1998	Halvorson, Brad 2002	Knight, Austin21-
Bretz, Jim 84-87	Derhak, Alex 00-03	Hamilton, Bryan..... 07-11	Koger, Tony 1982
Brooks, Matt.....17-	Diaco, Vinnie..... 95-98	Hamilton, John 10-13	Koster, Kimsey 83-84
Browder, Cam 89, 91-93	Dickerson, James 82-83	Hampton, Reece 16-18	Kowar, Frank 87-90
Brown, Justin 01-04	Dixon, Derek 2001	Hamby, Brannon 99-01	Kunicki, Chris 1997
Brown, Shane 09-12	Donnick, Dan 96-99	Hammond, Joey..... 96-98	Lamm, Brad 00-03
Bruce, Colby17-	DeFranco, Dante21-	Haney, Chris..... 88-90	Lancaster, Larry..... 1988
Bryan, Micah 11-12	DeLong, Brandon..... 08-10, 12	Haney, Josh 19-20	Landphair, Matt 02-06
Bryant, Alex 05-08	Dougherty, Craig..... 1984	Hanline, Doug..... 88-89	Lane, Chris 04-07
Bucy, Josh 1996	Dowell, Barry 81-82	Hanna, Shaun 1993	Lane, Cory..... 04-07
Bullock, Tommy 18-19	Dragum, Jack21-	Hanselman, Garrett 2005	Laney, Greg 91-92
Burnette, Eric..... 84-87	Dryer, Matt 1999	Hanson, Cory 1999	Lang, Brett 13-14
Burt, Alex..... 05-08	Duke, David 1979	Harris, Glenn..... 1988	Lansinger, Eric 2018
Butcher, Will21-	Duncan, Justin 2008	Harris, Jason 13-14	LaRosa, Ralph 1983
Butler, Ryan 2014	Duncan, Randy 79-82	Harrison, Michael 82-84	Lauer, Shaun 1982
Butts, Andrae..... 2001	Dunn, Mark..... 80-82	Harvey, Bryan 1982	Laws, Colton 16-17
Butts, Brett 2004	Dunn, Zack..... 09-10	Hatley, Wes..... 10-13	Lawson, Patrick..... 09-10
Byrd, Gerald..... 1980	Dunnegan, Grant 13-14	Hayes, Rick..... 83-84	Lindsey, Andrew21-
Byrd, Mike 82-84	Earhart, Ethan 19-20	Haywood, Jamie 97-98	Little, Bryan 1987
Cammarata, Dominick .. 18-19	Eason, Eric 14-15	Heckman, Andrew 1992	Little, Eric..... 91-94
Capps, Holden 2016	Elseser, J.J. 11-13	Helms, Chris..... 91-94	Little, Marko 02-03
Carey, Roger..... 1982	Elwood, Brad 12-15	Helms, Telly 94-95	Lothes, Christian20-
Carpenter, Doug 89-91	Elwood, Todd.....17-	Herbert, Mason 2019	Lopez, Joe 95-97
Caro, Jorge..... 1990	Embler, Barry 1981	Hibbs, Tyson 06-09	Lovelace, Mike..... 92-95
Carr, Jason 93-94	Emery, Doug 85-88	Hill, Benji 93-95	Lyerly, Rob 08-09
Carroll, Gregg 80-81	English, Keith 94-96	Hill, Jason..... 96-99	Lynch, Austin 2019



ALL-TIME LETTERWINNERS

Lysaught, Tim..... 09-10	Owens, Johnny 1988	Rodriguez, Miguel..... 09-12	Thompson, Eddie..... 79-81
Maciejewski, Josh..... 15-18	Palinkas, Will 19-	Rogers, Jeff 79-81	Thompson, Mike..... 2000
Maine, John..... 00-02	Palmer, Kenny 2014	Roland, Justin 09-13	Tilton, Cory 08-11
Malchesky, Tom 1987	Park, Michael..... 00-01	Rolfes, Tony 00-02	Tolbert, Gary..... 79-80
Maples, Michael 06,08	Parks, Alan 06-09	Rosenbaum, Zach 06-08	Tomanchek, Steve..... 87-88
Marien, Chris 88-90	Parks, Darwin..... 83-86	Rusco, Jamie 03-04	Traugh, Nate 13-16
Marozas, Austin 21-	Parks, Tyler 21-	Roberts, Corey..... 10-14	Treadway, Brion 98-00
Mas, Ryan 11-14	Parr, Gerald..... 96-98	Rothlin, Chad 09-12	Treadway, Zach 01-02
Massey, Robin..... 1979	Patierno, Vito 2020	Sandel, George 01-03	Tucker, Tyson 21-
May, Hunter..... 13-14	Patten, Jonah 17-18	Savage, Matt 02-03	Turnbull, Nick 20-
Matan, James 96-98	Patton, Gerald..... 88-89	Saylors, Alex..... 83-86	Turner, Nathan..... 1996
Mathis, Jared 2013	Pennington, Tate 18-20	Scafe, Brian..... 03-04	Tyndall, Alan 1981
McCabe, David 20-	Perkins, Mike 07-10	Scherbenske, Kolton 21-	Ullery, Brian 1981
McCabe, Tom..... 1981	Perry, Philip 16-18	Schindo, Charlie 1992	Utter, Everett 1984
McDaid, Derek..... 05-06	Pesterfield, Bronce 87-89	Seager, Justin 11-13	VandenHeuvel, Brian..... 93-95
McDaniel, Greg..... 2007	Pfirrman, Kyle 06-07	Shaner, Chris..... 81-82	Vazquez, Rafi 19-
McDougald, Alexander... 1991	Pfister, Bubba 1999	Shanks, Eric..... 98-01	Vazquetelles, Darren 89-92
McElroy, Brad 07-08	Phillips, Dillon 21-	Sharp, Ryan..... 97-99	Vogler, Brandon 14-17
McGee, Chuck 82-85	Philpott, Steve 1979	Shaylor, Corey..... 08-11	Vogler, Mark 79-81
McGowan, Bryce 19-	Pierce, Sam..... 06-09	Shelton, Eric..... 94-96	Wagner, Doug 80-83
McKay, John 97-00	Pilkington, Tyler..... 09-12	Sherer, Logan 14-17	Wagoner, Steve..... 84-87
McKeithan, Aaron 21-	Pilolli, Dominic 20-	Shifflett, Barry..... 83-86	Walker, Erik..... 03-06
McKinley, Jack..... 79-80	Pinkney, Carson 18-19	Shive, Corbin 10-12, 14	Warburton, Jason 95-96
McLain, Kelly 07-10	Pittman, Blue 1993	Shore, Jeff..... 85-88	Warlick, John 1982
McMillen, Josh 99-00	Pittman, Kevin 82-83	Shuford, Gary 96-97	Weakland, Michael..... 80-82
McNeely, Jordan 2011	Plaster, Allen..... 89-91	Sides, Julian 03-04	Wells, Micah 13-16
McWilliams, Matt 94-95	Player, Brannon 94-97	Sims, Hale 21-	West, Mark 83-84
Meadows, Aubrey 2009	Pless, Brent..... 1985	Sink, Jack 80-81	Wheeler, Patrick 19-20
Mennitt, Sam 2018	Pope, Sean..... 10-13	Skaggs, Lee 03-06	Whitcomb, Jake 18-20
Michael, Steve 1995	Pope, Steve..... 80-81	Skeens, Kelly 92-95	White, Dusty..... 2006
Middleton, Scott..... 1981	Poplin, Donnie 86-89	Smith, Andrew... 08-09, 11-12	White, Josh 1999
Miller, David 95-97	Poplin, Paul..... 98-99	Smith, Bradley 99-00	Whiteside, Sean..... 90-92
Miller, Eric..... 79-82	Poplin, Randell..... 03-04	Smith, Calvin..... 88-91	Whittington, John 96-99
Mills, Adam..... 04-07	Powell, Billy 1981	Smith, Michael..... 80-81	Whitley, Jacob 19-
Mims, Jackson 17-18	Pressley, Shane 1993	Smith, Willie 86-89	Willard, Adam..... 02-05
Mitchell, Donovan 89-92	Price, Rob 90-93	Smith, Zack 17-18	Williams, Buster..... 1979
Mizell, Bobby 82-85	Prochaska, J.D..... 15-17	Snotherly, Brett..... 98-99	Williams, Chris 94-95
Montagnino, Mike 1987	Puentes, Victor 98,00-01	Southard, Steve 88-91	Williams, Eric 1988
Montalbano, Tony..... 11-13	Radford, Kory..... 2003	Southerland, Kirby..... 97-00	Williams, Frank..... 1980
Montgomery, Danny..... 84-86	Radziewicz, Jeff..... 98-99	St. John, Joey 90-91	Williams, Zane 09-10
Moreland, Keith.. 05-06, 08-09	Raley, Danny 2015	Stahl, Luke 07-08	Wilson, Justin 08-11
Morgan, Kenny 83-86	Raley, Patrick 12-15	Stallings, John 05-06	Windle, Mark..... 80-81
Morrison, Drew 16-18	Reikowski, Adam 96-98	Stanford, Jason 98-99	Woodward, Randy 1983
Moody, Shayne..... 07-08	Reyes, Hector 90-91	Starnes, Trae 20-	Wynn, Austin 15-18
Moore, Josh..... 01-03	Reynolds, Alex 2015	Steedley, Ross 08, 10-12	Yermal, Joe 08-12
Murray, Bo 96-98	Reynolds, Chris 86-89	Steedley, Spencer 04-07	Yett, Harris 17-19
Muscat, Scott..... 86-89	Reynolds, Dave 81-82	Stepp, Dusty 2002	York, Brian 02-03
Myers, Jeff 93-94	Rhodes, Nick..... 94-97	Stinnett, Parker 21-	Zedalis, Zach 21-
Nalls, Tim..... 99-02	Rideout, Ronnie..... 82-83	Strickland, Carlos..... 79-82	
Netzer, Brett 15-17	Riley, Andrew 21-	Stubbs, Michael 90-91	
Nichting, T.J. 14-17	Rios, Armando 1990	Summey, Jesse..... 93-96	
Nieters, Mark..... 90-91	Rivers, Ryan 08-10	Sutton, Terry 1982	
Noble, Jacob 97-99	Roach, Andrew 20-	Swiler, Lance 92, 94-96	
Norwood, Dewey..... 94-97	Roane, Michael..... 03-04	Szczypinski, Patrick 18-20	
Ober, Drew 16-19	Roberts, Alec 2019	Tatum, Joey..... 1979	
Offschanka, Justin 19-	Robertson, Clay 85-86	Taylor, Chris 05-08	
Ortiz, Joey..... 89-91	Robinson, Bo 95-98	Taylor, Mike 00-01	
Osborne, Tate 93-95	Rochele, Kris 04-07	Taylor, O'Brien 05-08	



ALL-TIME SERIES RECORDS

Akron1-2	Florida0-2	Mississippi State0-2	Southwest Texas0-1
Albany.....1-1	Florida A&M2-1	Missouri3-4	Stony Brook3-0
Appalachian State13-9-1	Florida Atlantic4-16	Morehead State6-1	Temple13-5
Arizona State0-1	FIU12-10	Mount Union2-0	Tennessee1-4
Arkansas2-2	Florida State0-2	Niagara3-0	Tennessee Tech.....3-1
Assumption2-1	Fordham11-4	Nicholls State.....1-0	Texas A&M.....0-1
Atlantic Christian1-0	Francis Marion.....3-2	North Carolina.....7-34-1	TCU3-10
Auburn.....0-5	Furman24-8	North Carolina A&T22-4	Toledo.....5-2
Augusta State2-0	Gardner-Webb.....20-5	UNC Asheville24-5	Troy State.....2-2
Austin Peay1-1	George Mason12-4	N.C. Central3-0	Tulane23-31
Ball State.....2-1	George Washington.....17-7	UNCG13-8	UAB.....28-35
Baptist2-3	Georgia1-6	UNCP2-1-1	UMBC4-0
Belmont1-0	Georgia Southern1-0	NC State.....10-29	UTSA10-10
Belmont Abbey.....3-1	Georgia State.....10-13	N.C. Wesleyan.....2-4	Vermont.....1-0
Bloomsburg State1-0	Georgia Tech.....0-5	UNCW12-11	Virginia6-4
Buffalo3-0	Greensboro College.....2-0	North Florida0-1	VCU.....54-35-1
Butler.....3-0	Harvard.....6-1	Northwestern State0-1	Virginia Tech17-21
California (Pa.)3-1	High Point.....20-11	Norwich (Pa.).....1-0	Wagner3-1
Campbell16-13	Holy Cross.....0-1	Oakland (Mich.).....3-0	Wake Forest.....30-43-1
Canisius6-3	Houston8-21	Oberlin (Ohio).....1-0	West Chester State0-1
Catawba.....13-5	Howard12-2	Ohio University.....0-3	West Georgia0-1
Charleston Southern9-1	Illinois1-0	Old Dominion36-45	West Virginia4-2
Cincinnati.....14-15	Illinois State2-1	Oral Roberts0-1	West Virginia State1-1
The Citadel3-5	Indiana.....3-0	Penn State4-2	Western Carolina.....6-10
Clemson.....3-13	Iona3-0	Pfeiffer17-4	WKU.....4-5-1
Cleveland State.....14-1	Jacksonville.....18-35	Presbyterian3-3	Western Michigan1-0
Coastal Carolina.....11-12	James Madison4-5	Providence.....1-0	Wichita State0-1
College of Charleston.....5-4	Juniata (Pa.)3-0	Radford.....1-3	William & Mary2-5
Columbia6-1	Kansas.....0-1	Rhode Island.....14-6	Wingate7-5
Connecticut4-3	Kennesaw State2-0	Rice5-10	Winthrop22-17-1
Coppin State6-1	Kent State4-7	Richmond16-6	Wofford4-1
Creighton0-2-1	La Salle.....10-2	Rider5-0	Xavier.....16-9
Dallas Baptist.....1-8	Le Moyne.....9-3	Rutgers0-1	Yale2-1
Davidson.....36-25	Lenoir-Rhyne6-3	St. Andrews1-0	Youngstown State3-2
Davis & Elkins1-1	Liberty1-4	St. Augustine's.....3-0	
Dayton8-10	Limestone0-1	St. Bonaventure.....9-6	
Delaware3-0	Longwood.....2-0	St. John's3-0	
Delaware State1-0	Louisiana Tech12-5	Saint Joseph's13-3	
Duke1-5	Louisville.....22-19	Saint Louis37-20	
Duquesne7-6	Manhattan.....3-0	Saint Peter's.....3-0	
East Carolina5-29	Marist2-1	Siena.....14-3	
East Tennessee State0-1	Marshall12-7	South Alabama0-7	
Eastern Illinois0-1	Massachusetts.....10-3	South Carolina8-25	
Elon.....7-8	Maryland-Eastern Shore..1-0	South Carolina-Aiken.....1-1	
Evansville1-3	Memphis15-12	South Carolina-Upstate ...9-2	
Fairfield.....2-1	Miami (Ohio)1-0	South Florida22-31	
Fairmont State2-0	Michigan State.....0-3	Southern Indiana1-0	
Farleigh Dickinson1-0	Middle Tennessee8-10	Southern Miss20-41	

Overall
1,192-1,045-8 (.531)

Bold denotes 2021 opponents

The 49ers will have no first time opponents scheduled to start the 2021 season.



ALL-TIME RESULTS VS. OPPONENTS

Akron (1-2) (H: 1-2)

Home 2/21/15..... L, 1-2
 Home 2/21/15..... W, 1-0
 Home 2/22/15..... L, 4-5

Albany (1-1) (H: 1-1)

Home 3/17/99..... W, 10-1
 Home 3/10/00..... L, 6-7

Appalachian State (13-9-1) (H: 9-5-1)

Home 3/26/80..... L, 3-6
 Away 5/2/80..... W, 8-5
 Home 3/25/81..... L, 12-20
 Home 3/25/81..... L, 3-4
 Away 4/14/81..... W, 12-7
 Home 3/18/82..... W, 9-5
 Home 3/12/83..... W, 11-7
 Away 4/13/83..... L, 1-3
 Home 2/26/94..... W, 4-2
 Home 2/26/94..... L, 4-6
 Away 3/29/94..... L, 5-9
 Home 3/9/95..... W, 32-9
 Away 3/29/95..... L, 8-9 (7)
 Away 3/29/95..... W, 4-2 (7)
 Home 2/16/00..... W, 11-1
 Away 3/8/00..... W, 8-7
 Home 3/27/01..... W, 13-4
 Away 4/10/01..... W, 8-6
 Home 4/29/03..... W, 13-3
 Away 3/22/05..... L, 5-12
 Home 4/26/05..... L, 2-8
 Away 4/4/06..... T, 13-13
 Home 4/25/06..... W, 4-3

Arizona State (0-1)

Away 6/4/11 (NCAA Reg.)..... L, 1-16

Arkansas (2-2) (H: 1-0)

Neutral 6/3/11 (NCAA)..... W, 3-2
 Neutral 6/5/11 (NCAA)..... L, 3-11
 Home 3/21/18..... W, 6-3
 Away 3/6/19..... L, 2-9

Assumption (2-1) (H: 2-1)

Home 3/17/84..... L, 4-5 (7)
 Home 3/13/85..... W, 8-7 (7)
 Home 3/13/85..... W, 25-3 (7)

Atlantic Christian (1-0) (H: 1-0)

Home 3/4/88..... W, 3-2

Auburn (0-5)

Away 2/20/98..... L, 9-13
 Away 2/21/98..... L, 5-23
 Away 3/4/00..... L, 3-12
 Away 3/4/00..... L, 1-7 (7)
 Away 3/5/00..... L, 1-16

Augusta (2-0)

Away 3/14/89..... W, 6-1
 Away 3/15/89..... W, 10-3

Austin Peay (1-1) (H: 1-1)

Home 3/12/10..... W, 12-7
 Home 3/13/10..... L, 2-8

Ball State (2-1) (H: 2-1)

Home 3/11/11..... L, 1-7
 Home 3/12/11..... W, 9-1
 Home 3/13/11..... W, 5-4

Baptist (2-3) (H: 0-1)

Away 4/12/80..... L, 0-4 (7)

Away 4/12/80..... W, 1-0 (7)
 Away 3/9/81..... L, 2-3
 Away 3/9/81..... W, 6-1
 Home 3/10/81..... L, 3-12

Belmont (1-0) (H: 1-0)

Home 3/18/98..... W, 19-6

Belmont Abbey (3-1) (H: 3-0)

Away 2/26/91..... L, 2-4
 Home 4/2/91..... W, 16-1
 Home 4/15/97..... W, 6-2
 Home 3/18/09..... W, 13-10

Bloomsburg State (1-0) (H: 1-0)

Home 3/10/83..... W, 12-11 (8)

Buffalo (3-0) (H: 3-0)

Home 2/26/10..... W, 11-5
 Home 2/27/10..... W, 8-4
 Home 2/28/10..... W, 12-4

Butler (3-0) (H: 3-0)

Home 5/3/13..... W, 6-1
 Home 5/4/13..... W, 4-2
 Home 5/4/13..... W, 5-0

California (Pa.) (3-1)

Home 3/18/79..... W, 5-2
 Home 3/18/79..... W, 4-0
 Home 3/10/82..... L, 5-13
 Home 3/10/82..... W, 9-2

Campbell (16-13) (H: 10-6)

Home 3/19/79..... L, 0-7
 Away 4/11/79..... L, 3-4
 Home 4/7/80..... W, 7-6
 Away 4/26/80..... L, 6-15 (7)
 Away 4/26/80..... W, 11-9 (7)
 Home 4/1/81..... L, 0-11
 Home 4/1/81..... L, 4-5
 Home 4/23/81..... W, 7-5 (8)
 Away 4/19/82..... L, 6-8
 Home 4/22/82..... L, 8-11
 Away 3/4/83..... L, 3-13
 Home 4/20/83..... L, 9-10
 Away 3/5/84..... L, 3-6
 Home 4/24/84..... W, 5-3
 Away 4/2/85..... L, 14-16
 Home 4/17/85..... W, 5-3
 Away 4/7/86..... L, 8-9
 Home 5/8/86..... L, 3-6
 Home 4/9/87..... W, 8-5
 Home 4/11/89..... W, 2-0
 Home 3/9/90..... W, 11-0
 Home 2/25/94..... W, 6-3
 Away 4/20/94..... W, 7-0
 Home 3/21/95..... W, 15-3
 Away 4/7/95..... W, 12-10
 Away 2/9/07..... W, 15-6
 Away 2/10/07..... W, 8-0
 Home 2/23/07..... W, 1-0
 Home 2/24/07..... W, 13-2

Canisius (6-3) (H: 6-3)

Home 2/17/06..... W, 8-6
 Home 2/18/06..... W, 18-5
 Home 2/19/06..... W, 12-4
 Home 2/21/14..... W, 6-0
 Home 2/22/14..... W, 4-3 (12)
 Home 2/23/14..... L, 1-10
 Home 2/24/19..... W, 9-2
 Home 2/24/19..... L, 3-5

Home 2/25/19..... L, 5-10

Catawba (13-5) (H: 7-3)

Home 3/10/79..... L, 1-11
 Home 3/16/79..... W, 13-10
 Home 2/27/83..... W, 3-1
 Home 2/27/83..... L, 5-8
 Home 2/25/84..... W, 8-1
 Home 2/25/84..... W, 9-1
 Away 3/4/84..... W, 12-1
 Away 3/4/84..... W, 11-3
 Home 4/18/85..... W, 15-5
 Away 4/25/85..... W, 21-8
 Away 2/27/86..... W, 9-1
 Away 3/10/86..... W, 12-8
 Home 4/2/86..... W, 8-6
 Away 3/12/89..... W, 9-0
 Away 3/22/90..... L, 1-6
 Home 3/27/90..... W, 4-3
 Home 3/26/91..... L, 7-10
 Away 3/10/93..... L, 3-6

College of Charleston (5-4) (H: 3-1)

Away 3/6/97..... W, 10-8
 Home 4/8/98..... W, 12-5
 Away 2/25/99..... L, 9-11
 Home 2/29/00..... W, 5-2
 Away 3/14/06..... L, 8-10
 Home 3/16/07..... W, 7-6
 Home 3/17/07..... L, 2-4
 Away 3/18/07..... W, 7-6
 Away 2/25/14..... L, 2-5

Charleston Southern (9-1) (H: 6-0)

Away 2/15/97..... L, 0-6 (7)
 Away 2/16/97..... W, 7-2 (7)
 Home 4/29/97..... W, 15-4
 Home 3/31/98..... W, 10-8
 Home 4/1/98..... W, 14-8
 Away 3/16/99..... W, 2-0
 Home 4/21/99..... W, 15-5
 Away 2/28/18..... W, 14-3
 Home 4/10/18..... W, 3-2
 Home 5/14/19..... W, 9-3

Cincinnati (14-15) (H: 10-5)

Home 5/3/96..... W, 11-1
 Home 5/4/96..... W, 7-3
 Home 5/5/96..... W, 9-2
 Away 3/21/97..... L, 9-15
 Away 3/22/97..... L, 1-3 (12)
 Away 3/23/97..... W, 12-5
 Home 5/7/98..... W, 14-3
 Home 5/8/98..... W, 13-2
 Home 5/9/98..... W, 13-0
 Away 5/14/99..... L, 0-6
 Away 5/15/99..... W, 16-2
 Away 5/16/99..... L, 7-8
 Home 4/7/00..... W, 12-3
 Home 4/9/00..... W, 12-9 (7)
 Home 4/9/00..... L, 5-6 (7)
 Away 4/27/01..... L, 7-13
 Away 4/28/01..... L, 0-13
 Away 4/29/01..... L, 4-10
 Home 5/3/02..... L, 7-17
 Home 5/5/02..... L, 1-8 (7)
 Home 5/5/02..... W, 4-0 (7)
 Away 5/15/03..... W, 10-5
 Away 5/16/03..... L, 6-10
 Home 5/7/04..... L, 4-5
 Home 5/8/04..... L, 4-11
 Home 5/9/04..... W, 12-1 (7)
 Away 4/15/05..... L, 1-3

Away 4/16/05..... L, 4-5
 Away 4/17/05..... W, 6-5

The Citadel (3-5) (H: 2-1)

Neutral 2/19/93..... L, 5-8
 Away 2/12/94..... L, 1-3
 Away 2/13/94..... W, 8-5
 Away 2/15/04..... L, 0-5
 Home 2/12/05..... W, 9-4
 Home 2/13/05..... L, 3-4 (11)
 Away 2/26/14..... L, 4-8
 Home 4/26/16..... W, 15-4

Clemson (3-13) (H: 1-4)

Away 2/28/85..... W, 4-3
 Home 3/9/85..... L, 3-4 (10)
 Away 4/24/86..... L, 7-9
 Home 3/31/87..... L, 1-25 (7)
 Away 2/24/88..... L, 6-23
 Home 3/5/88..... L, 4-9
 Away 5/13/93..... L, 5-12
 Away 2/26/98..... L, 7-11
 Away 3/22/00..... L, 2-14
 Away 2/24/04..... W, 5-4
 Away 2/20/09..... L, 3-8
 Away 2/21/09..... L, 0-4
 Away 2/22/09..... L, 5-6 (10)
 Home 3/16/10 (#7)..... W, 11-10
 Away 2/18/19..... L, 6-7
 Home 3/26/19..... L, 5-8

Cleveland State (14-1) (H: 14-1)

Home 3/5/99..... L, 3-4
 Home 3/6/99..... W, 14-3
 Home 3/7/99..... W, 17-0
 Home 2/19/00..... W, 9-7
 Home 2/19/00..... W, 13-6
 Home 2/20/00..... W, 13-3
 Home 2/22/02..... W, 5-0
 Home 2/23/02..... W, 14-6
 Home 2/24/02..... W, 12-9
 Home 3/3/06..... W, 7-3
 Home 3/4/06..... W, 18-3
 Home 3/5/06..... W, 13-0
 Home 2/29/08..... W, 3-2 (10)
 Home 3/1/08..... W, 11-4
 Home 3/2/08..... W, 5-4

Coastal Carolina (11-12) (H: 5-5)

Away 4/20/79..... L, 0-9
 Away 4/20/79..... L, 2-9
 Away 4/26/81..... W, 3-2
 Away 4/26/81..... W, 3-2
 Home 4/10/85..... W, 12-8
 Away 4/16/85..... W, 9-8
 Away 3/8/86..... L, 6-7
 Home 4/29/86..... L, 4-13
 Home 4/26/87..... L, 2-4
 Home 2/21/88..... L, 2-8
 Home 2/22/88..... W, 11-4
 Away 3/9/89..... L, 7-8
 Away 2/21/90..... L, 1-6
 Home 5/9/90..... W, 15-14 (11)
 Away 2/18/91..... W, 6-5
 Home 5/6/91..... W, 2-1
 Away 2/18/92..... W, 11-9
 Home 5/4/92..... L, 2-6
 Away 2/24/93..... W, 9-6
 Home 5/10/93..... W, 15-5
 Home 4/12/94..... L, 2-4
 Away 4/27/94..... L, 4-7
 Away 3/3/20..... L, 6-15



ALL-TIME RESULTS VS. OPPONENTS

Columbia (6-1) (H: 6-1)

Home 3/7/92..... W, 9-8
 Home 3/7/92..... W, 8-0
 Home 3/8/92..... W, 9-6
 Home 3/14/00..... L, 1-4 (7)
 Home 3/7/09(1)..... W, 4-1
 Home 3/7/09(2)..... W, 9-4
 Home 3/8/09..... W, 5-1

Connecticut (4-3) (H: 4-3)

Home 3/11/84..... W, 7-6
 Home 3/11/86..... W, 8-7
 Home 3/11/90..... W, 2-1
 Home 3/12/90..... W, 8-3
 Home 3/8/97..... L, 4-11
 Home 3/8/97..... L, 3-6
 Home 3/9/97..... L, 0-8

Coppin State (6-1) (H: 6-1)

Home 2/18/11..... W, 11-1 (7)
 Home 2/19/11..... W, 18-0 (7)
 Home 2/19/11..... W, 21-0 (7)
 Home 2/20/11..... W, 11-0 (7)
 Home 3/9/19..... L, 3-9
 Home 3/9/19..... W, 7-3
 Home 3/10/19..... W, 14-4

Creighton (0-2-1) (H: 0-2-1)

Home 2/28/14..... L, 6-7 (10)
 Home 3/1/14..... L, 1-3
 Home 3/2/14..... T, 5-5 (10)

Davidson (36-25) (H: 22-11)

Home 3/29/79..... W, 7-5
 Away 4/23/79..... L, 6-7
 Home 4/10/80..... W, 5-2
 Away 4/22/80..... L, 3-7
 Home 3/26/81..... L, 1-15
 Away 4/29/81..... L, 4-8
 Home 3/31/82..... W, 9-7
 Away 4/28/82..... L, 2-4
 Home 4/27/83..... W, 13-12
 Home 3/21/84..... W, 6-3
 Away 3/26/85..... L, 10-11
 Home 4/3/85..... L, 8-10
 Away 5/6/85..... W, 7-3
 Home 5/7/85..... W, 7-4
 Home 5/1/86..... W, 10-2
 Home 5/2/86..... W, 11-8
 Away 5/9/86..... W, 6-2
 Away 5/9/86..... W, 8-4
 Away 4/1/87..... L, 7-10
 Home 4/30/87..... L, 4-11
 Away 5/1/87..... W, 10-8 (7)
 Home 5/2/87..... W, 2-1 (8)
 Away 3/29/88..... W, 17-8
 Home 4/18/88..... W, 13-4
 Home 5/6/88..... W, 15-5
 Home 5/8/88..... L, 2-5
 Away 4/20/89..... W, 3-1
 Home 3/1/90..... W, 8-4
 Away 3/3/90..... L, 2-3
 Away 3/4/90..... W, 5-3 (8)
 Away 4/27/90..... W, 17-10
 Home 4/28/90..... W, 7-6
 Home 4/29/90..... L, 0-2
 Away 2/13/91..... W, 15-5
 Neutral 4/24/91..... L, 5-6
 Home 4/26/91..... L, 5-6
 Home 4/26/91..... W, 6-3
 Home 4/27/91..... W, 5-1
 Home 4/27/91..... W, 10-1
 Home 2/8/92..... W, 7-4

Away 2/9/92..... L, 7-8
 Home 2/26/92..... L, 4-5
 Away 4/23/92..... L, 6-8
 Home 4/24/92..... W, 13-1
 Neutral 4/25/92..... L, 0-3
 Home 3/30/93..... W, 8-7
 Away 4/20/93..... W, 11-7
 Away 2/16/94..... W, 5-4 (10)
 Home 5/8/94..... L, 6-8
 Home 3/1/95..... L, 2-7
 Away 5/9/95..... W, 8-1
 Away 3/5/96..... L, 3-9
 Home 4/17/96..... W, 9-1
 Away 3/18/97..... L, 9-12
 Home 4/1/97..... W, 10-9 (11)
 Away 2/18/98..... W, 11-5
 Home 4/22/98..... L, 4-6
 Away 4/22/03..... L, 2-3 (10)
 Away 3/1/04..... W, 10-3
 Home 4/28/04..... W, 5-4
 Home 5/4/04..... L, 1-3 (10)

Davis & Elkins (1-1) (H: 1-1)

Home 4/8/80..... L, 1-4 (7)
 Home 4/11/80..... W, 5-3

Dallas Baptist (1-5) (H: 0-3)

Away 5/19/11..... L, 6-8
 Away 5/20/11..... L, 8-12
 Away 5/21/11..... W, 9-4
 Home 3/15/12..... L, 0-3
 Home 3/16/12..... L, 4-6
 Home 3/17/12..... L, 3-8

Dayton (8-10) (H: 8-4)

Away 5/5/06..... L, 5-6 (11)
 Away 5/6/06..... L, 2-6
 Away 5/7/06..... L, 3-4
 Home 4/20/07..... W, 4-2
 Home 4/21/07..... L, 1-7
 Home 4/22/07..... W, 6-1
 Away 3/27/09..... L, 2-6
 Away 3/28/09..... L, 10-14
 Away 3/29/09..... L, 7-15
 Home 4/16/10..... W, 5-1
 Home 4/17/10..... W, 17-3
 Home 4/18/10..... W, 14-2
 Home 4/6/12..... L, 7-8
 Home 4/7/12..... L, 2-3
 Home 4/8/12..... L, 4-9
 Home 5/10/13..... W, 8-4
 Home 5/11/13..... W, 3-0
 Home 5/12/13..... W, 12-9

Delaware (3-0) (H: 3-0)

Home 2/15/19..... W, 5-2
 Home 2/15/19..... W, 3-1
 Home 2/16/19..... W, 5-4

Delaware State (1-0) (H: 1-0)

Home 2/15/13..... W, 13-7

Duke (1-5) (H: 1-2)

Home 4/12/84..... W, 7-3
 Away 3/4/87..... L, 0-15 (7)
 Home 3/6/87..... L, 5-9
 Away 3/16/11..... L, 1-4
 Home 4/24/12..... L, 5-12
 Away 3/20/13..... L, 0-3

Duquesne (7-6) (H: 3-3)

Home 3/11/05..... W, 6-4 (11)
 Home 3/12/05..... W, 18-7

Home 3/13/05..... L, 9-13
 Away 5/12/06..... L, 2-3
 Away 5/13/06..... W, 3-1
 Away 5/14/06..... W, 14-6
 Home 4/25/08..... W, 5-4
 Home 4/26/08..... L, 14-16
 Home 4/27/08..... L, 9-18
 Neutral 5/22/08 (A-10)..... W, 13-7
 Away 4/4/09..... L, 9-15
 Away 4/4/09..... L, 10-16
 Away 4/5/09..... W, 20-3

East Carolina (5-29) (H: 1-14)

Away 3/22/79..... L, 2-5
 Away 3/22/79..... L, 0-14
 Home 3/12/80..... L, 3-5
 Away 4/25/80..... L, 2-3
 Home 4/3/81..... L, 0-11
 Away 4/24/81..... L, 13-1
 Away 4/18/82..... L, 7-14
 Away 2/21/93..... L, 2-12
 Home 5/1/93..... L, 2-8
 Home 4/12/02..... L, 4-10
 Home 4/13/02..... W, 4-2
 Home 4/14/02..... L, 2-3
 Away 3/21/03..... W, 5-2
 Away 3/22/03..... L, 4-15
 Away 3/23/03..... L, 7-8
 Neutral 5/22/03 (C-USA)..... L, 5-8
 Home 4/2/04..... L, 0-8
 Home 4/3/04..... L, 5-13
 Home 4/4/04..... L, 13-24
 Away 3/25/05..... W, 6-2 (10)
 Away 3/26/05..... W, 9-6
 Away 3/27/05..... L, 0-6
 Home 3/21/14..... L, 3-5
 Home 3/22/14..... L, 5-8
 Home 3/22/14..... L, 2-5
 Away 3/10/17..... W, 2-0
 Away 3/11/17..... L, 7-10 (10)
 Away 3/11/17..... L, 0-3
 Home 3/9/18..... L, 1-3
 Home 3/10/18..... L, 5-6
 Home 3/11/18..... L, 2-12
 Home 3/6/20..... L, 4-14
 Home 3/7/20..... L, 5-15
 Home 3/8/20..... L, 1-4

East Tennessee State (0-1)

Neutral 2/21/92..... L, 7-12

Eastern Illinois (0-1) (H: 0-1)

Home 3/19/93..... L, 4-7

Elon (7-8) (H: 7-4)

Away 3/23/79..... L, 4-8
 Away 3/23/79..... L, 0-2
 Home 3/11/81..... L, 3-8
 Home 3/11/81..... L, 2-4
 Away 5/2/82..... L, 5-7
 Home 3/2/83..... W, 11-2
 Home 3/10/85..... W, 9-3
 Home 3/2/86..... L, 2-6
 Home 3/5/87..... W, 6-3
 Home 4/17/88..... W, 12-7
 Home 4/30/89..... W, 9-2
 Home 3/6/90..... L, 1-5
 Home 5/9/01..... W, 4-2
 Away 2/11/03..... L, 0-7
 Home 3/26/03..... W, 8-6

Evansville (1-3) (H: 1-3)

Home 4/4/14..... L, 2-3

Home 4/4/14..... L, 2-10
 Home 4/5/14..... W, 4-1
 Home 4/6/14..... L, 2-4

Fairfield (2-1) (H: 2-1)

Home 3/11/16..... L, 2-3
 Home 3/12/16 (G1)..... W, 6-2
 Home 3/12/16 (G2)..... W, 8-7 (13)

Fairleigh Dickinson (1-0) (H: 1-0)

Home 3/16/83..... W, 12-2

Fairmont State (2-0) (H: 2-0)

Home 3/21/80..... W, 7-3
 Home 3/17/81..... W, 18-6

Florida (0-2)

Away 3/15/88..... L, 2-5
 Away 3/16/88..... L, 2-9

Florida A&M (2-1) (H: 2-0)

Away 2/10/94..... L, 9-11
 Home 3/18/94..... W, 7-0
 Home 3/19/94..... W, 4-3

Florida Atlantic (4-16) (H: 1-9)

Home 5/4/85..... L, 2-4
 Away 4/11/14..... L, 2-3
 Away 4/12/14..... L, 0-8
 Away 4/13/14..... W, 11-1 (7)
 Home 3/14/15..... L, 3-8
 Home 3/14/15..... L, 7-18
 Home 3/15/15..... L, 1-5
 Away 4/8/16..... W, 12-7
 Away 4/9/16..... L, 8-17
 Away 4/10/16..... W, 7-6 (15)
 Neutral 5/25/16 (C-USA)..... L, 5-7
 Home 4/7/17..... L, 10-13 (12)
 Home 4/8/17..... L, 4-7
 Home 4/9/17..... W, 11-5
 Away 4/6/18..... L, 2-5
 Away 4/7/18..... L, 4-5 (11)
 Away 4/8/18..... L, 5-6
 Home 4/5/19..... L, 4-8
 Home 4/6/19..... L, 6-10 (13)
 Home 4/7/19..... L, 5-12

FIU (12-10) (H: 5-5)

Home 5/7/88..... W, 2-0
 Away 1/31/92..... W, 14-7
 Away 2/1/92..... L, 2-4
 Away 2/1/92..... W, 9-4
 Away 2/2/92..... L, 10-11
 Home 3/8/14..... L, 0-7
 Home 3/8/14..... L, 4-10
 Home 3/9/14..... L, 0-8
 Away 3/20/15..... W, 5-4
 Away 3/21/15..... L, 1-23
 Away 3/22/15..... L, 5-7
 Home 3/18/16..... W, 4-3 (10)
 Home 3/19/16..... L, 5-8
 Home 3/20/16..... W, 6-2
 Away 3/17/17..... W, 4-0
 Away 3/18/17..... L, 4-5
 Away 3/19/17..... W, 8-7
 Home 3/16/18..... W, 10-9
 Home 3/17/18..... L, 6-12
 Home 3/18/18..... W, 8-6
 Away 4/26/19..... W, 6-3
 Away 4/27/19..... W, 10-9 (14)
 Away 4/28/19..... L, 1-2



ALL-TIME RESULTS VS. OPPONENTS

Florida State (0-2)

Home 5/2/83..... W, 14-2
 Home 5/2/83..... W, 9-2
 Home 4/19/84..... W, 5-2
 Home 4/19/84..... W, 6-2
 Home 2/29/88..... W, 8-7
 Away 3/10/89..... W, 22-4
 Home 4/12/89..... W, 8-2
 Away 2/26/90..... W, 13-3
 Home 4/12/90..... W, 8-4
 Home 4/16/91..... W, 11-4
 Home 2/8/03..... L, 8-12
 Home 2/9/03..... W, 5-4
 Away 4/19/16..... L, 4-8
 Home 4/16/19..... L, 4-11

Fordham (11-4) (H: 6-3)

Home 5/19/06..... W, 5-3
 Home 5/20/06..... W, 14-7
 Home 5/21/06..... W, 13-5
 Neutral 5/25/07 (A-10)..... W, 15-2
 Neutral 5/26/07 (A-10)..... W, 18-6
 Away 5/2/08..... L, 0-10
 Away 5/3/08..... W, 7-1
 Away 5/4/08..... W, 10-2
 Home 3/20/09..... L, 1-12
 Home 3/21/09..... W, 12-3
 Home 3/22/09..... L, 5-8
 Neutral 5/20/09 (A-10)..... W, 13-10
 Home 4/22/11..... L, 1-2
 Home 4/23/11..... W, 6-5
 Home 4/24/11..... W, 8-3

Francis Marion (3-2) (H: 2-0)

Away 3/1/82..... L, 4-19
 Home 2/23/85..... W, 5-3
 Away 3/6/85..... L, 2-4
 Home 3/1/86..... W, 12-1
 Away 3/9/86..... W, 8-2

Furman (24-8) (H: 11-4)

Home 2/26/84..... L, 5-9
 Away 3/8/84..... L, 8-9
 Away 3/12/85..... L, 7-15
 Home 4/24/85..... L, 6-8 (7)
 Away 3/7/86..... W, 11-8
 Home 4/23/86..... W, 7-1
 Away 3/7/87..... W, 17-3
 Home 4/21/87..... W, 13-4
 Away 3/30/88..... L, 6-8
 Home 4/27/88..... W, 4-3
 Away 3/28/95..... W, 14-7
 Home 2/27/96..... W, 12-7
 Away 5/7/96..... W, 14-6
 Away 2/10/99..... W, 2-1
 Home 4/27/99..... W, 7-6
 Away 2/8/00..... W, 10-2 (8)
 Home 3/14/00..... W, 13-2
 Away 2/6/01..... W, 6-4
 Home 5/2/01..... W, 9-7
 Away 2/19/03..... W, 7-3
 Home 4/16/03..... L, 2-5
 Away 3/24/04..... W, 4-2
 Home 4/21/04..... L, 1-4
 Home 4/19/05..... W, 6-1
 Away 5/17/05..... W, 11-6
 Away 3/8/06..... W, 7-2
 Away 2/20/07..... L, 3-4
 Home 5/01/07..... W, 4-2
 Home 3/11/08..... W, 11-2
 Away 4/9/08..... W, 16-6
 Away 3/4/09..... W, 6-1
 Home 3/9/09..... W, 18-3

Gardner-Webb (19-5) (H: 14-3)

Home 4/30/79..... W, 3-2
 Home 4/30/79..... W, 4-2
 Away 5/3/80..... W, 4-1
 Away 5/3/80..... W, 1-0
 Home 3/18/81..... W, 7-3
 Home 3/18/81..... L, 5-7
 Home 3/17/82..... W, 11-2
 Home 3/17/82..... W, 6-3
 Away 4/13/82..... W, 9-1
 Away 4/13/82..... L, 4-5

Home 5/2/83..... W, 14-2
 Home 5/2/83..... W, 9-2
 Home 4/19/84..... W, 5-2
 Home 4/19/84..... W, 6-2
 Home 2/29/88..... W, 8-7
 Away 3/10/89..... W, 22-4
 Home 4/12/89..... W, 8-2
 Away 2/26/90..... W, 13-3
 Home 4/12/90..... W, 8-4
 Home 4/16/91..... W, 11-4
 Home 2/8/03..... L, 8-12
 Home 2/9/03..... W, 5-4
 Away 4/19/16..... L, 4-8
 Home 4/16/19..... L, 4-11

George Mason (12-4) (H: 12-2)

Home 3/15/83..... W, 13-12
 Home 3/12/86..... W, 17-6 (8)
 Home 3/11/87..... W, 3-2 (10)
 Home 3/6/88..... W, 4-3
 Home 3/7/88..... W, 2-0
 Home 2/24/90..... W, 7-4
 Home 2/24/90..... W, 7-4
 Home 2/25/90..... W, 12-5
 Home 2/23/91..... W, 9-2 (7)
 Home 2/23/91..... L, 5-8
 Home 2/24/91..... W, 11-7
 Neutral 2/22/92..... L, 1-8
 Home 3/3/96..... W, 10-8
 Home 3/3/96..... W, 9-2 (7)
 Home 3/4/96..... L, 2-3
 Neutral 2/19/99..... L, 2-11

George Washington (20-7) (H: 13-4)

Home 2/15/91..... L, 4-12
 Home 2/16/91..... W, 8-2
 Home 2/17/91..... L, 6-7
 Home 2/18/94..... W, 5-4
 Home 2/19/94..... L, 4-5
 Home 2/20/94..... L, 4-7
 Home 2/23/01..... W, 7-1
 Home 2/24/01..... W, 5-4
 Home 3/24/06..... W, 1-0 (11)
 Home 3/25/06..... W, 11-5
 Home 3/26/06..... W, 10-0
 Neutral 5/24/06 (A-10)..... L, 1-3
 Away 4/27/07..... W, 10-0
 Away 4/28/07..... W, 3-1
 Away 4/29/07..... L, 6-9
 Home 4/11/09..... W, 12-2
 Home 4/11/09..... W, 10-9
 Home 4/12/09..... W, 6-4
 Away 4/23/10..... W, 7-4
 Away 4/24/10..... L, 4-9
 Away 4/25/10..... W, 8-5
 Away 4/27/12..... W, 9-5
 Away 4/28/12..... W, 8-2
 Away 4/29/12..... W, 15-3
 Home 4/12/13..... W, 4-3
 Home 4/13/13..... W, 10-4
 Home 4/14/13..... W, 2-1

Georgia (1-6) (H: 1-2)

Away 3/10/92..... L, 10-13
 Home 3/24/92..... L, 2-8
 Home 3/8/16..... W, 10-5
 Home 3/9/16..... L, 3-6
 Away 2/23/18..... L, 2-12
 Away 2/24/18..... L, 4-6
 Away 2/24/18..... L, 7-10

Georgia Southern (1-0) (H: 1-0)

Home 5/12/99..... W, 14-4

Georgia State (10-13) (H: 5-7)

Away 3/26/79..... W, 10-5
 Away 3/26/79..... W, 11-6
 Home 4/7/79..... L, 3-4
 Home 4/7/79..... L, 2-13
 Neutral 5/6/79 (Sun Belt)..... L, 3-4
 Home 4/5/80..... L, 0-5
 Home 4/5/80..... W, 5-4
 Away 4/18/80..... L, 0-9
 Away 4/18/80..... W, 5-2
 Neutral 5/9/80 (Sun Belt)..... L, 5-17
 Home 4/4/81..... L, 7-8 (8)
 Home 4/4/81..... W, 11-4
 Away 5/2/81..... W, 3-1
 Home 5/3/81..... L, 1-10
 Away 3/24/82..... L, 2-3
 Away 3/24/82..... W, 2-1
 Home 4/24/82..... W, 12-5
 Home 4/24/82..... W, 9-6
 Away 2/17/96..... L, 7-16 (7)
 Away 2/17/96..... L, 6-13 (7)
 Home 2/22/97..... W, 5-3
 Home 2/22/97..... L, 6-8
 Home 2/23/97..... L, 2-11

Georgia Tech (0-5) (H: 0-1)

Home 4/12/82..... L, 9-12 (13)
 Home 3/3/98..... L, 4-12
 Away 5/5/12..... L, 0-9
 Away 5/6/12..... L, 3-6
 Away 5/6/12..... L, 5-6 (11)

Greensboro College (2-0) (H: 2-0)

Home 2/21/96..... W, 13-6
 Home 3/4/97..... W, 8-0

Harvard (6-1) (H: 6-1)

Home 3/26/96..... L, 9-12
 Home 3/19/10..... W, 15-3
 Home 3/20/10..... W, 18-10
 Home 3/21/10..... W, 4-1
 Home 3/18/11..... W, 2-0
 Home 3/19/11..... W, 7-0
 Home 3/20/11..... W, 7-2

High Point (20-11) (H: 13-6)

Away 4/15/79..... L, 2-9
 Away 4/15/79..... W, 7-0
 Away 3/1/88..... W, 7-1
 Home 4/22/88..... W, 13-5
 Away 3/8/90..... L, 7-12
 Home 4/25/90..... W, 3-0
 Home 4/13/99..... W, 9-4
 Away 2/15/00..... W, 13-3
 Home 4/18/00..... L, 5-7
 Away 2/1/01..... L, 5-8
 Home 4/17/01..... W, 11-10 (10)
 Home 2/21/03..... W, 8-4
 Home 2/23/03..... L, 9-15
 Home 2/25/03..... W, 15-1
 Home 3/12/04..... W, 11-6
 Home 3/13/04..... W, 14-1
 Home 3/14/04..... L, 4-6
 Home 3/9/05..... W, 13-2
 Away 2/3/07..... W, 2-0 (10)
 Away 2/4/07..... L, 6-7
 Home 3/8/08..... W, 8-1
 Home 3/9/08..... W, 5-2
 Away 2/19/10 (forfeit)..... L, 5-6*
 Home 2/20/10..... W, 6-4
 Away 2/21/12..... L, 5-12
 Home 4/3/12..... L, 5-9

Away 2/20/13..... W, 12-3
 Home 5/14/13..... W, 3-2 (11)
 Away 2/18/14..... L 4-3 (11)
 Home 3/10/15..... L, 4-8
 Home 4/17/18..... W, 5-2

Holy Cross (0-1) (H: 0-1)

Home 3/6/12..... L, 1-5

Houston (8-21) (H: 4-8)

Away 4/12/97..... L, 3-7
 Away 4/12/97..... L, 1-12
 Away 4/13/97..... L, 4-5
 Neutral 5/18/97 (C-USA)..... L, 7-22
 Home 4/4/98..... W, 7-6
 Home 4/4/98..... W, 8-3
 Home 4/5/98..... W, 11-4
 Neutral 5/14/98 (C-USA)..... W, 6-5
 Away 3/26/99..... L, 0-6
 Away 3/27/99..... L, 7-8
 Away 3/27/99..... W, 2-1
 Home 3/17/00..... L, 2-9
 Home 3/18/00..... L, 2-10
 Home 3/19/00..... L, 2-7
 Neutral 5/18/00 (C-USA)..... W, 6-1
 Neutral 5/20/00 (C-USA)..... L, 0-3
 Neutral 5/20/00 (C-USA)..... L, 2-14
 Away 4/20/01..... L, 2-12
 Away 4/21/01..... L, 4-10
 Away 4/22/01..... L, 2-6
 Home 5/10/02..... L, 1-9
 Home 5/11/02..... L, 4-8
 Home 5/12/02..... L, 2-3
 Away 4/9/04..... L, 4-11
 Away 4/10/04..... L, 4-6
 Away 4/10/04..... W, 5-3
 Home 5/13/05..... L, 5-7
 Home 5/14/05..... W, 8-7 (12)
 Home 5/15/05..... L, 5-6 (11)

Howard (12-2) (H: 12-2)

Home 3/29/80..... W, 7-4
 Home 3/21/81..... L, 1-11
 Home 3/22/81..... L, 7-9 (7)
 Home 3/17/84..... W, 7-6
 Home 3/27/95..... W, 23-2
 Home 2/23/96..... W, 20-1
 Home 2/24/96..... W, 20-3
 Home 2/25/96..... W, 7-4
 Home 2/8/97..... W, 17-3
 Home 2/9/97..... W, 13-4
 Home 2/9/97..... W, 14-3
 Home 2/28/98..... W, 6-5 (10)
 Home 2/28/98..... W, 13-1
 Home 3/1/98..... W, 22-3

Illinois (1-0) (H: 1-0)

Home 3/23/04..... W, 8-5

Illinois State (2-1) (H: 2-1)

Home 3/11/95..... W, 3-0
 Home 3/12/95..... W, 5-2
 Home 3/13/95..... L, 1-8

Indiana (3-0) (H: 3-0)

Home 2/24/06..... W, 11-3
 Home 2/25/06..... W, 7-1
 Home 2/26/06..... W, 11-10 (14)

Iona (3-0) (H: 3-0)

Home 2/16/18..... W, 9-2
 Home 2/17/18..... W, 6-2
 Home 2/18/18..... W, 10-3



ALL-TIME RESULTS VS. OPPONENTS

Jacksonville (18-35) (H: 14-13)

Away	3/26/83	W, 3-1
Away	3/26/83	L, 6-7
Home	4/10/83	W, 9-3
Home	4/11/83	L, 3-7
Home	4/11/83	W, 10-9
Away	3/24/84	L, 0-6
Away	3/24/84	L, 2-4
Away	3/24/84	W, 21-19 (11)
Home	3/31/84	W, 11-2
Home	3/31/84	W, 4-3
Home	4/1/84	W, 3-2
Away	3/23/85	W, 17-4
Away	3/23/85	L, 6-10
Away	3/24/85	L, 10-19
Home	3/30/85	W, 5-2
Home	3/30/85	L, 3-6
Home	3/31/85	W, 10-4
Home	3/22/86	W, 6-5
Home	3/22/86	L, 5-6
Home	3/23/86	L, 7-8 (12)
Away	3/29/86	L, 2-3
Away	3/29/86	L, 1-2
Away	3/30/86	L, 2-6
Away	3/13/87	L, 0-4
Away	3/14/87	L, 0-1
Away	3/14/87	L, 5-8
Home	4/4/87	W, 6-4
Home	4/4/87	W, 5-1
Home	4/5/87	L, 0-4
Away	3/11/88	L, 6-10
Away	3/12/88	L, 2-5
Away	3/12/88	L, 4-5
Home	4/2/88	W, 4-0
Home	4/2/88	L, 2-3
Home	4/3/88	L, 3-9
Away	3/18/89	L, 4-10
Away	3/18/89	L, 4-5
Away	3/19/89	L, 3-4
Home	4/1/89	W, 13-0
Home	4/1/89	L, 1-3
Home	4/2/89	L, 0-2
Away	5/19/89 (Sun Belt)	L, 2-7
Away	3/17/90	W, 7-0
Away	3/17/90	L, 6-7
Away	3/18/90	L, 0-7
Home	3/24/90	W, 8-2
Home	3/24/90	L, 1-9
Home	3/25/90	L, 0-1
Away	3/16/91	L, 1-6
Away	3/16/91	L, 1-3
Home	3/23/91	L, 2-5
Home	3/23/91	W, 3-1
Home	3/24/91	L, 2-8

James Madison (4-5) (H: 4-5)

Home	3/7/91	L, 5-18
Home	3/9/91	L, 6-11
Home	3/10/91	L, 8-13
Home	3/4/95	L, 3-4 (10)
Home	3/5/95	W, 5-3
Home	3/2/07	W, 16-7
Home	3/3/07	W, 5-4
Home	3/4/07	W, 8-3
Neutral	5/31/08 (NCAA)	L, 12-13

Juniata (Pa.) (3-0) (H: 3-0)

Home	4/6/80	W, 5-4 (7)
Home	4/6/80	W, 9-3 (7)
Home	4/9/80	W, 8-6

Kansas (0-1)

Neutral	2/11/01	L, 2-5
---------	---------	--------

Kennesaw St. (2-0) (H: 1-0)

Away	3/2/16	W, 12-8
Home	4/25/17	W, 16-1

Kent State (4-7) (H: 4-7)

Home	3/12/99	W, 4-3
Home	3/13/99	L, 6-9
Home	3/8/13	W, 5-4
Home	3/9/13	L, 1-2
Home	3/10/13	L, 5-7 (10)
Home	3/4/16	L, 3-4
Home	3/5/16	L, 6-11
Home	3/6/16	L, 3-11
Home	3/2/19	W, 1-0 (7)
Home	3/2/19	W, 7-2
Home	3/3/19	L, 3-5

La Salle (10-2) (H: 5-1)

Home	4/22/06	W, 12-11
Home	4/23/06	W, 11-3
Home	4/24/06	W, 11-1
Away	3/28/08	W, 11-3
Away	3/29/08	W, 6-3
Away	3/30/08	W, 4-2
Home	5/1/09	W, 8-2
Home	5/2/09	W, 7-6
Home	5/3/09	L, 7-8
Away	5/13/11	W, 3-2 (11)
Away	5/14/11	L, 3-5
Away	5/14/11	W, 10-3

Le Moyne (9-3) (H: 9-3)

Home	3/11/00	W, 4-2
Home	3/12/00	L, 13-17
Home	3/5/04	W, 8-3
Home	3/6/04	W, 8-6
Home	3/7/04	W, 6-3
Home	3/17/06	L, 4-7
Home	3/18/06	L, 6-9
Home	3/19/06	W, 9-2
Home	3/9/07	W, 5-1
Home	3/10/07	W, 6-2
Home	3/10/07	W, 5-1
Home	3/11/07	W, 7-2

Lenoir-Rhyne (6-3) (H: 6-1)

Home	3/31/79	L, 2-5
Home	3/31/79	W, 10-5
Away	3/22/80	L, 8-14
Away	3/22/80	L, 5-7
Home	3/24/81	W, 11-2
Home	3/24/81	W, 6-5
Home	4/26/89	W, 10-2
Home	3/20/90	W, 3-2
Home	4/11/91	W, 5-3

Liberty (1-4) (H: 1-3)

Home	4/24/85	L, 6-8
Away	4/5/86	L, 0-8
Home	4/27/87	L, 7-8 (12)
Home	3/14/95	L, 1-3
Home	3/16/95	W, 12-1

Limestone (0-1) (H: 0-1)

Home	5/1/96	L, 5-6
------	--------	--------

Longwood (2-0) (H: 2-0)

Home	2/22/05	W, 5-1
Home	2/23/05	W, 10-4

Louisiana Tech (12-5) (H: 5-1)

Away	5/9/14	W, 8-2
------	--------	--------

Away	5/10/14	W, 5-4
Away	5/11/14	W, 7-3
Home	3/28/15	W, 5-0
Home	3/28/15	W, 9-5
Home	3/29/15	W, 5-3
Away	3/24/16	L, 2-3
Away	3/25/16	L, 2-5
Away	3/26/16	W, 7-4
Neutral	5/26/16 (C-USA)	L, 3-13 (8)
Home	3/24/17	W, 13-7
Home	3/25/17	L, 7-12
Home	3/26/17	W, 4-2
Neutral	5/24/17 (C-USA)	W, 7-2
Away	4/14/18	W, 9-1
Away	4/15/18	W, 6-4
Away	4/16/18	L, 6-10

Louisville (22-19) (H: 11-8)

Away	3/21/92	L, 14-20
Away	3/21/92	L, 5-8
Away	3/22/92	W, 9-5
Home	3/28/93	W, 5-4
Home	3/28/93	W, 4-1 (7)
Away	5/13/94	W, 13-4
Away	5/14/94	W, 11-5
Away	5/15/94	W, 11-4
Home	5/12/95	W, 13-6
Home	5/13/95	W, 9-3
Home	5/14/95	W, 10-9
Away	3/22/96	W, 14-4
Away	3/23/96	L, 9-11
Away	3/24/96	L, 9-12
Neutral	5/16/96 (C-USA)	W, 23-3
Home	5/2/97	L, 4-6
Home	5/3/97	L, 8-15
Home	5/4/97	W, 8-3
Away	5/1/98	L, 15-16
Away	5/2/98	W, 9-7
Away	5/3/98	W, 15-6
Home	4/16/99	L, 7-8
Home	4/17/99	W, 8-2
Home	4/18/99	W, 9-1
Away	5/12/00	L, 5-7
Away	5/13/00	W, 9-1
Away	5/14/00	L, 5-7
Home	4/13/01	L, 9-14
Home	4/14/01	L, 5-7
Home	4/15/01	W, 7-4
Away	4/19/02	L, 3-4
Away	4/20/02	L, 3-11
Away	4/21/02	L, 4-13
Home	4/20/03	W, 8-3 (7)
Home	4/20/03	L, 4-7 (7)
Away	4/16/04	L, 2-3
Away	4/17/04	W, 13-8
Away	4/18/04	W, 8-5
Home	5/6/05	L, 8-9
Home	5/7/05	W, 3-2
Home	5/8/05	L, 8-12 (10)

Manhattan (3-0) (H: 3-0)

Home	2/23/08	W, 11-2
Home	2/23/08	W, 13-4
Home	2/24/08	W, 8-4

Marist (2-1) (H: 2-1)

Home	3/5/10	W, 26-9
Home	3/6/10	L, 7-11
Home	3/7/10	W, 13-10

Marshall (8-8) (H: 7-6)

Home	3/14/81	L, 3-7
Home	3/14/81	L, 0-13

Home	3/11/96	W, 11-2
Home	2/25/13	W, 7-3*
		(1,000th Program Win)
Away	4/10/15	L, 1-5
Away	4/11/15	W, 5-4
Away	4/12/15	L, 6-8
Home	4/22/16	L, 2-7
Home	4/23/16	L, 5-10
Home	4/24/16	W, 5-0
Away	5/18/17	W, 5-3
Away	5/19/17	W, 7-4
Away	5/20/17	W, 9-5
Home	5/11/18	W, 6-4
Home	5/12/18	W, 6-0
Home	5/13/18	W, 5-4 (11)
Home	3/22/19	L, 6-12
Home	3/23/19	L, 4-5
Home	3/24/19	W, 8-5

UMES (1-0) (H: 1-0)

Home	3/17/15	W, 17-5
------	---------	---------

UMass (10-3) (H: 6-0)

Home	3/30/07	W, 3-1
Home	3/31/07	W, 6-1
Home	4/01/07	W, 13-5
Away	4/18/08	W, 18-3
Away	4/19/08	W, 6-5
Away	4/20/08	L, 8-12
Neutral	5/21/09 (A-10)	L, 5-6 (10)
Home	4/2/10	W, 10-4
Home	4/3/10	W, 8-5
Home	4/4/10	W, 7-1
Away	4/29/11	W, 11-4
Away	4/30/11	L, 1-5
Away	5/1/11	W, 17-6

Memphis (15-12) (H: 6-5)

Home	5/9/87	L, 0-9
Away	4/19/96	L, 8-13
Away	4/20/96	W, 10-9 (11)
Away	4/21/96	W, 7-2
Home	4/4/97	W, 6-5
Home	4/5/97	W, 7-4
Away	3/27/98	L, 3-5
Away	3/28/98	W, 22-9
Away	3/29/98	W, 16-8
Home	5/7/99	W, 5-1
Home	5/8/99	L, 2-4
Home	5/9/99	L, 1-11
Away	3/31/00	W, 5-2
Away	4/1/00	W, 5-2
Away	4/2/00	L, 6-7
Home	3/17/01	L, 8-12
Home	3/17/01	W, 5-2
Home	3/18/01	W, 6-5
Neutral	5/17/01 (C-USA)	L, 2-4
Away	5/16/02	L, 10-11
Away	5/17/02	L, 4-7
Away	5/18/02	L, 5-7
Home	4/27/03	L, 0-7 (7)
Home	4/27/03	W, 4-3 (7)
Away	5/19/05	W, 11-5
Away	5/20/05	W, 9-7
Away	5/21/05	W, 13-2

Miami (Ohio) (1-0) (H: 1-0)

Home	3/10/96	W, 9-1
------	---------	--------

Michigan State (0-3) (H: 0-3)

Home	3/1/02	L, 3-12
Home	3/3/02	L, 10-11
Home	3/4/02	L, 8-22



ALL-TIME RESULTS VS. OPPONENTS

Middle Tennessee (8-10) (H: 5-4)

Away 3/14/14.....L, 6-7
 Away 3/15/14.....L, 2-6
 Away 3/15/14.....L, 1-9
 Home 4/17/15.....L, 5-7
 Home 4/18/15.....L, 6-7
 Home 4/18/15.....L, 6-8
 Away 4/15/16.....L, 11-12 (10)
 Away 4/16/16.....W, 8-4
 Away 4/17/16.....L, 0-3
 Home 4/21/17.....W, 10-2
 Home 4/22/17.....W, 7-4
 Home 4/23/17.....W, 12-5
 Away 3/23/18.....W, 4-0
 Away 3/24/18.....L, 2-12
 Away 3/25/18.....W, 7-5
 Home 5/3/19.....W, 4-2
 Home 5/4/19.....L, 2-3
 Home 5/5/19.....W, 5-0

Mississippi State (0-2)

Away 2/13/99.....L, 1-24
 Away 2/14/99.....L, 1-8

Missouri (3-4) (H: 3-1)

Home 2/25/11.....W, 5-4
 Home 2/26/11.....W, 3-2
 Home 2/26/11.....L, 2-4 (12)
 Home 2/27/11.....W, 22-7
 Away 3/9/12.....L, 4-10
 Away 3/10/12.....L, 3-5
 Away 3/10/12.....L, 2-3

Morehead State (6-1) (H: 6-1)

Home 2/18/95.....W, 4-3 (10)
 Home 2/19/95.....W, 11-0
 Home 2/19/95.....W, 6-1 (7)
 Home 2/8/98.....W, 8-0
 Home 2/8/98.....W, 6-5 (10)
 Home 2/8/98.....W, 6-2
 Home 2/26/19.....L, 3-5

Mount Union (2-0) (H: 2-0)

Home 3/7/85.....W, 8-3
 Home 3/7/85.....W, 18-2

Niagara (3-0) (H: 3-0)

Home 3/4/05.....W, 5-3
 Home 3/5/05.....W, 12-9
 Home 3/6/05.....W, 7-6

Nicholls State (1-0)

Away 5/14/90.....W, 6-5 (10)

North Carolina (7-34-1) (H: 4-15)

Away 4/25/79.....L, 1-8
 Away 4/14/80.....L, 0-15
 Home 4/10/81.....L, 4-6
 Away 3/23/82.....L, 2-10
 Away 3/28/84.....L, 5-9
 Home 4/5/84.....L, 3-5
 Away 4/11/85.....L, 2-11
 Away 4/3/86.....W, 8-6
 Home 4/8/86.....L, 8-11
 Home 2/24/87.....W, 6-3
 Away 3/3/87.....L, 1-13
 Home 4/7/88.....L, 6-14
 Away 4/20/88.....W, 4-3
 Away 4/27/89.....T, 4-4
 Away 3/5/90.....L, 1-2
 Home 4/10/90.....L, 1-4
 Home 4/10/91.....W, 14-12
 Away 5/7/91.....L, 4-5 (12)

Home 4/8/92.....W, 11-4
 Away 4/8/92.....L, 0-15
 Away 4/14/99.....L, 2-7
 Home 4/12/00.....L, 10-14
 Away 4/19/00.....L, 4-8
 Away 4/11/01.....L, 1-4
 Away 4/9/02.....L, 4-6
 Home 4/24/02.....L, 0-8
 Away 4/1/03.....L, 7-9
 Away 4/7/04.....L, 5-12
 Home 4/14/04.....L, 5-8
 Away 3/28/06.....L, 1-3
 Home 4/12/06.....L, 6-14
 Away 4/10/07.....L, 3-6
 Away 4/16/08.....L, 4-5 (12)
 Home 4/22/08.....L, 0-17
 Away 3/25/09.....W, 2-1
 Home 5/12/09.....L, 1-4
 Home 4/28/10.....L, 0-5
 Away 5/18/10.....L, 4-8
 Away 3/1/11.....L, 2-4
 Home 3/29/11.....W, 4-3
 Away 4/24/13.....L, 2-10
 Home 3/27/18.....L, 2-14

N.C. A&T (23-4) (H: 16-3)

Home 3/22/84.....W, 13-2
 Home 3/20/85.....W, 9-1
 Home 2/26/86.....W, 6-0
 Home 4/24/90.....W, 9-0
 Home 4/24/90.....W, 16-0 (5)
 Away 3/12/91.....W, 11-4
 Home 4/11/91.....W, 13-3
 Home 4/5/92.....W, 6-3
 Home 4/5/92.....W, 10-3
 Home 4/8/93.....W, 7-4
 Home 3/25/98.....W, 23-3 (7)
 Home 3/23/99.....W, 11-4
 Away 2/22/00.....W, 8-0
 Home 3/15/00.....W, 11-5
 Away 3/1/05.....W, 11-0
 Home 3/9/06.....L, 2-3
 Away 3/20/07.....W, 16-6
 Home 4/17/07.....W, 13-3
 Away 4/8/08.....W, 8-7
 Home 4/8/08.....W, 7-1
 Home 4/7/09.....W, 31-1
 Away 3/23/10.....W, 15-4
 Home 3/4/15.....W, 6-0
 Home 4/13/16.....L, 7-9
 Away 3/7/17.....L, 5-6
 Home 4/11/17.....L, 6-12

UNC Asheville (23-5) (H: 19-4)

Home 4/26/85.....W, 5-1
 Home 4/26/85.....W, 5-0
 Home 5/5/85.....W, 13-4
 Home 5/5/85.....W, 4-1
 Home 4/16/86.....W, 4-0
 Home 4/14/87.....W, 17-2
 Home 3/30/89.....W, 6-4
 Away 4/17/89.....W, 8-5
 Away 4/3/90.....L, 9-14
 Home 4/17/90.....L, 5-8
 Away 4/3/91.....W, 13-3
 Home 4/22/91.....W, 6-5
 Home 4/1/92.....L, 6-5
 Home 4/1/92.....W, 11-6
 Away 4/14/93.....W, 8-2
 Home 2/27/94.....L, 0-6
 Away 3/5/94.....W, 17-4
 Home 2/23/95.....W, 12-1
 Home 3/13/01.....W, 14-7

Home 3/4/11.....W, 3-2
 Home 3/5/11.....W, 6-5
 Home 3/5/13.....W, 8-4
 Home 3/6/13.....L, 3-6
 Home 3/7/13.....W, 8-7 (11)
 Home 3/5/14.....L, 1-5
 Home 3/26/14.....W, 9-0
 Home 3/14/17.....W, 14-5
 Home 4/3/19.....W, 5-2

N.C. Central (3-0) (H: 2-0)

Home 4/21/10.....W, 13-1
 Away 3/23/11.....W, 13-1
 Home 4/20/11.....W, 8-1

UNCG (13-8) (H: 7-1)

Away 3/11/91.....W, 25-11
 Home 4/9/91.....W, 5-1
 Away 3/18/92.....W, 25-3
 Home 4/7/92.....L, 6-8
 Away 3/2/93.....L, 2-4
 Home 4/13/93.....W, 6-2
 Home 3/8/94.....W, 2-1
 Away 3/22/94.....W, 1-0
 Away 5/10/95.....W, 2-0 (7)
 Away 5/10/95.....W, 6-2 (7)
 Away 4/9/96.....L, 2-3 (11)
 Home 4/23/96.....W, 10-9
 Home 3/30/99.....W, 6-4
 Away 5/4/99.....L, 4-5 (10)
 Away 4/4/00.....L, 6-9
 Home 2/28/01.....W, 14-1
 Home 3/19/02.....W, 14-3
 Away 4/16/02.....L, 12-13
 Neutral 2/28/15.....W, 2-1
 Away 4/3/18.....L, 0-2
 Away 2/25/20.....L, 4-6

UNC Pembroke (2-1-1) (H: 0-1)

Home 3/27/80.....L, 1-4
 Away 4/23/80.....W, 6-3
 Away 4/21/81.....W, 8-7
 Away 3/2/81.....T, 8-8

NC State (10-29) (H: 2-16)

Home 3/8/82.....L, 0-5
 Home 3/8/82.....L, 0-10
 Away 3/13/83.....W, 10-7 (8)
 Away 3/13/83.....L, 3-4 (6)
 Home 3/10/84.....L, 0-10
 Home 3/10/84.....L, 2-4
 Away 3/2/85.....L, 10-16
 Home 3/28/85.....L, 2-7
 Away 3/6/86.....L, 11-17
 Home 5/10/86.....W, 10-9
 Away 4/8/87.....W, 6-5
 Away 3/2/88.....W, 10-5
 Home 3/24/88.....L, 0-9
 Away 3/29/89.....L, 5-9
 Home 4/13/89.....L, 4-10
 Away 3/28/90.....L, 7-9
 Home 4/4/90.....L, 1-6
 Away 4/17/91.....L, 0-5
 Home 5/8/91.....W, 3-1
 Home 5/5/92.....L, 2-5
 Home 5/12/93.....L, 1-5
 Away 5/11/94.....L, 3-4
 Neutral 2/15/97.....L, 5-9
 Away 4/4/01.....L, 2-6
 Home 5/14/02.....L, 6-16
 Neutral 6/1/07 (NCAA).....W, 6-3
 Neutral 6/3/07 (NCAA).....W, 12-10
 Away 4/25/12.....L, 3-6

Away 2/19/13.....L, 0-5
 Home 4/16/13.....L, 1-2
 Neutral 2/27/15.....W, 1-0
 Home 3/31/15 (BB&T).....L, 10-6
 Home 3/29/16 (BB&T).....L, 1-7
 Away 4/6/16.....L, 3-7
 Away 3/1/17.....W, 6-5
 Home 3/28/17 (BB&T).....L, 15-10
 Away 2/21/18.....L, 6-9
 Home 3/12/19 (BB&T).....L, 5-6
 Away 3/10/20.....W, 9-8

NC Wesleyan (2-4) (H: 2-1)

Away 3/21/85.....L, 12-14 (8)
 Home 4/27/85.....W, 9-1
 Home 2/28/86.....W, 4-2
 Away 4/11/86.....L, 8-9
 Away 3/26/87.....L, 5-8
 Home 4/2/87.....L, 5-7

UNC Wilmington (12-11) (H: 7-4)

Home 3/2/79.....L, 3-5
 Away 4/21/79.....L, 3-12
 Away 3/5/85.....L, 3-5 (11)
 Home 3/4/86.....W, 9-5
 Home 3/5/96.....W, 15-6
 Away 3/31/88.....W, 6-2
 Home 5/7/88.....W, 11-5
 Home 5/8/88.....W, 6-3
 Away 3/28/89.....W, 10-5
 Away 3/15/90.....L, 1-3
 Home 4/19/90.....L, 0-4
 Away 3/14/91.....L, 6-9
 Home 2/29/92.....L, 10-13
 Away 3/13/92.....W, 5-1
 Home 2/28/93.....W, 4-2
 Away 5/9/93.....L, 4-6
 Home 3/6/94.....W, 6-2
 Away 3/15/94.....L, 3-4
 Away 2/21/99.....W, 13-4
 Home 3/7/01.....W, 7-5
 Home 3/8/01.....L, 0-13
 Away 2/9/02.....W, 5-2
 Away 2/10/02.....L, 0-10

North Florida (0-1)

Away 3/14/88.....L, 4-15

Northwestern State (0-1)

Neutral 2/16/02.....L, 2-4

Norwich (1-0) (H: 1-0)

Home 4/1/80.....W, 7-0

Oakland (Mi.) (3-0) (H: 3-0)

Home 2/24/09.....W, 8-4
 Home 2/25/09.....W, 11-3
 Home 2/26/09.....W, 7-1

Oberlin (1-0) (H: 1-0)

Home 3/25/80.....W, 20-3

Ohio (0-3) (H: 0-3)

Home 3/16/80.....L, 1-4
 Home 3/20/82.....L, 8-12
 Home 3/20/83.....L, 5-9

Old Dominion (36-45) (H: 20-17)

Away 4/2/83.....L, 4-7
 Away 4/2/83.....L, 5-10
 Away 4/3/83.....L, 2-12
 Home 4/25/83.....L, 4-7
 Home 4/25/83.....L, 6-7
 Home 3/14/84.....W, 3-2



ALL-TIME RESULTS VS. OPPONENTS

Home 3/15/84..... W, 6-4
 Home 3/15/84..... L, 0-1
 Away 4/7/84..... W, 2-0 (7)
 Away 4/7/84..... L, 2-3
 Away 4/8/84..... W, 7-5
 Neutral 5/12/84 (Sun Belt).... W, 12-4
 Home 3/16/85..... L, 2-5
 Home 3/16/85..... W, 6-5
 Home 3/17/85..... W, 10-4
 Away 4/6/85..... L, 1-13
 Away 4/6/85..... L, 3-19
 Home 4/7/85..... L, 4-6
 Away 3/15/86..... L, 11-22
 Away 3/15/86..... W, 8-5
 Away 3/16/86..... L, 4-6
 Home 4/19/86..... W, 5-0
 Home 4/19/86..... W, 9-4
 Home 4/20/86..... L, 4-8
 Home 3/21/87..... L, 4-5
 Home 3/21/87..... W, 4-2
 Home 3/22/87..... L, 2-5
 Away 4/18/87..... L, 0-1
 Away 4/18/87..... L, 1-2
 Away 4/19/87..... L, 3-8
 Home 3/19/88..... W, 8-3
 Home 3/20/88..... W, 7-6
 Home 3/20/88..... W, 3-2
 Away 4/9/88..... W, 1-0
 Away 4/9/88..... W, 5-0
 Away 4/10/88..... W, 4-0
 Home 4/9/89..... L, 1-3
 Home 4/9/89..... W, 1-0
 Away 4/22/89..... L, 1-9
 Away 4/22/89..... W, 7-3
 Away 4/23/89..... W, 6-2
 Away 4/7/90..... L, 2-4
 Away 4/7/90..... L, 4-5
 Away 4/8/90..... L, 3-7
 Home 5/7/90..... W, 6-3
 Home 5/7/90..... L, 2-3
 Home 5/8/90..... W, 3-2
 Home 3/30/91..... L, 6-15
 Home 3/30/91..... L, 7-8
 Home 3/31/91..... W, 8-7
 Away 4/6/91..... L, 2-4
 Away 4/6/91..... L, 4-5
 Away 4/7/91..... L, 8-10
 Away 3/25/97..... L, 9-10 (11)
 Away 3/26/97..... W, 4-0
 Home 4/14/98..... L, 2-5
 Home 4/15/98..... W, 12-6
 Home 4/7/99..... L, 0-10
 Away 4/5/00..... L, 4-13
 Away 3/10/01..... L, 5-9
 Away 3/11/01..... L, 9-19
 Home 3/11/03..... W, 10-2
 Home 3/12/03..... W, 8-1
 Away 3/28/14..... L, 2-7
 Away 3/29/14..... L, 2-6
 Away 3/30/14..... W, 11-4
 Away 4/3/15..... W, 9-7
 Away 4/4/15..... W, 9-0*
 (Forfeit Win)
 Away 4/5/15..... L, 1-15
 Home 5/6/16..... L, 6-8
 Home 5/7/16..... L, 5-8
 Home 5/8/16..... W, 5-2
 Away 4/1/17..... W, 3-1
 Away 4/1/17..... L, 0-2
 Away 4/2/17..... L, 0-3
 Home 4/20/18..... W, 4-3
 Home 4/21/18..... W, 5-3
 Home 4/22/18..... L, 0-7

Away 3/15/19..... W, 11-8
 Away 3/16/19..... W, 8-7 (13)
 Away 3/17/19..... L, 0-10

Oral Roberts (0-1)
 Neutral 5/22/98 (NCAA)..... L, 13-20

Penn State (4-2) (H: 4-2)
 Home 2/14/98..... L, 5-7
 Home 2/14/98..... W, 16-3
 Home 2/15/98..... W, 15-1
 Home 2/17/01..... L, 2-7
 Home 2/18/01..... W, 4-3
 Home 3/19/05..... W, 6-3

Pfeiffer (17-4) (H: 14-2)
 Home 3/12/79..... L, 5-11
 Away 4/5/79..... L, 2-8
 Home 4/2/82..... L, 4-15 (7)
 Away 4/14/82..... W, 14-2
 Home 4/4/85..... W, 17-12
 Home 4/6/86..... W, 12-4
 Home 4/14/88..... W, 5-1
 Home 3/5/89..... W, 8-0
 Home 3/5/89..... W, 7-3
 Home 4/19/89..... W, 19-5
 Away 4/25/89..... W, 7-0
 Home 2/23/90..... W, 16-1
 Home 3/23/90..... W, 13-3
 Away 3/19/91..... W, 9-6
 Home 3/28/91..... W, 11-8
 Away 3/17/92..... L, 4-6
 Home 4/3/92..... W, 8-6
 Home 4/12/96..... W, 14-4
 Home 4/15/96..... W, 6-1
 Home 4/3/97..... W, 7-6
 Home 2/21/13..... W, 7-4

Presbyterian (3-3) (H: 3-1)
 Away 2/26/08..... L, 2-5
 Home 5/12/08..... W, 11-3
 Home 3/11/09..... W, 13-5
 Away 3/26/13..... L, 5-6
 Home 4/23/13..... L, 3-8
 Home 3/18/15..... W, 4-3

Providence (1-0) (H: 1-0)
 Home 3/14/90..... W, 4-0

Radford (1-3) (H: 1-2)
 Home 3/22/95..... L, 6-9
 Away 4/5/95..... L, 5-10
 Home 2/18/07..... W, 24-0
 Home 3/25/08..... L, 5-8

Rhode Island (14-6) (H: 5-2)
 Away 4/13/07..... W, 2-1
 Away 4/14/07..... W, 5-2
 Away 4/15/07..... W, 4-2
 Neutral 5/24/07 (A-10)..... W, 11-1
 Home 5/15/08..... W, 8-2
 Home 5/16/08..... L, 6-7
 Home 5/17/08..... W, 2-1 (10)
 Neutral 5/23/08 (A-10)..... W, 11-1
 Away 4/10/10..... W, 3-1
 Away 4/10/10..... L, 2-6
 Away 4/11/10..... L, 3-5
 Neutral 5/28/10 (A-10)..... W, 7-3
 Home 3/25/11..... W, 4-2
 Home 3/26/11..... W, 3-1
 Home 3/27/11..... L, 7-9
 Neutral 5/27/11 (A-10)..... W, 5-2
 Away 3/23/12..... L, 3-5

Away 3/24/12..... W, 6-3
 Away 3/25/12..... L, 1-5
 Home 5/23/13 (A-10)..... W, 5-2

Rice (5-10) (H: 2-7)
 Home 3/6/15..... L, 2-4
 Home 3/7/15..... L, 3-10
 Home 3/8/15..... L, 3-6
 Away 4/29/16 (G1)..... L, 1-5
 Away 4/29/16 (G2)..... W, 1-0
 Away 4/30/16..... L, 4-12
 Home 5/5/17..... L, 4-6
 Home 5/6/17..... L, 0-8
 Home 5/7/17..... L, 8-11
 Away 4/27/18..... W, 8-6
 Away 4/28/18..... L, 2-3
 Away 4/29/18..... W, 6-4
 Home 4/12/19..... L, 4-19
 Home 4/13/19..... W, 6-5
 Home 4/13/19..... W, 4-0

Richmond (16-6) (H: 7-4)
 Home 2/26/88..... L, 2-7
 Home 3/10/90..... W, 17-8
 Home 3/15/95..... L, 0-3
 Home 3/12/96..... L, 7-8
 Away 5/17/07..... W, 5-1
 Away 5/18/07..... W, 7-0
 Away 5/19/07..... W, 8-1
 Home 5/8/08..... W, 8-7
 Home 5/9/08..... W, 8-7
 Home 5/10/08..... W, 10-4
 Away 5/20/10..... W, 11-1
 Away 5/21/10..... L, 4-6
 Away 5/22/10..... W, 5-4
 Home 5/6/11..... L, 0-3
 Home 5/7/11..... W, 1-0 (10)
 Home 5/8/11..... W, 3-0
 Neutral 5/26/11 (A-10)..... W, 6-0
 Neutral 5/28/11 (A-10)..... W, 9-4
 Away 3/22/13..... W, 8-5
 Away 3/23/13..... L, 3-4
 Away 3/24/13..... W, 6-4
 Home 5/22/13 (A-10)..... W, 6-5

Rider (5-0) (H: 5-0)
 Home 3/13/09..... W, 22-1
 Home 2/24/17..... W, 4-2
 Home 2/25/17..... W, 13-2 (7)
 Home 2/25/17..... W, 12-2 (7)
 Home 2/26/17..... W, 12-2

Rutgers (0-1)
 Neutral 5/27/93 (NCAA)..... L, 1-5

Saint Andrews (1-0) (H: 1-0)
 Home 4/29/89..... W, 9-4

St. Augustine's (3-0) (H: 3-0)
 Home 3/20/81 (Forfeit-W).... W, 7-0
 Home 3/20/81 (Forfeit-W).... W, 7-0
 Home 3/14/85..... W, 12-8

St. Bonaventure (9-6) (H: 6-3)
 Away 4/8/06..... L, 6-7
 Away 4/9/06..... W, 5-1
 Away 4/9/06..... L, 1-2
 Home 5/11/07..... L, 1-4
 Home 5/12/07..... W, 4-2
 Home 5/13/07..... W, 10-4
 Away 5/14/09..... W, 13-2
 Away 5/15/09..... W, 10-6
 Away 5/16/09..... L, 10-11 (7)

Home 3/26/10..... W, 12-11 (10)
 Home 3/27/10..... W, 10-2
 Home 3/27/10..... W, 6-1
 Home 5/18/12..... L, 2-4
 Home 5/18/12..... L, 3-6
 Home 5/19/12..... W, 5-3

St. John's (3-0) (H: 3-0)
 Home 2/28/20..... W, 5-1
 Home 2/29/20..... W, 6-5
 Home 3/1/20..... W, 10-8

St. Joseph's (13-3) (H: 8-2)
 Home 3/13/02..... W, 14-1
 Home 3/14/02..... W, 5-2 (7)
 Away 4/14/06..... W, 5-2
 Away 4/15/06..... L, 6-7
 Away 4/16/06..... W, 11-1
 Home 4/5/07..... W, 9-0
 Home 4/6/07..... W, 4-0
 Home 4/7/07..... W, 13-0
 Home 5/8/09..... W, 11-9
 Home 5/9/09..... L, 5-14
 Home 5/10/09..... W, 9-6
 Away 4/9/11 (at La Salle).... W, 9-2
 Away 4/10/11..... W, 11-0
 Away 4/10/11..... W, 11-1
 Home 4/20/12..... L, 7-8
 Home 4/21/12..... W, 7-2

St. Louis (37-20) (H: 19-10)
 Home 3/29/96..... W, 7-5
 Home 3/30/96..... W, 7-4
 Home 3/31/96..... L, 8-13
 Away 4/25/97..... W, 5-3
 Away 4/26/97..... L, 6-7
 Away 4/26/97..... W, 12-6
 Home 4/17/98..... W, 14-1
 Home 4/18/98..... W, 5-1
 Home 4/18/98..... W, 7-4
 Away 4/2/99..... W, 3-1
 Away 4/4/99..... W, 8-2 (7)
 Away 4/4/99..... W, 7-4 (7)
 Neutral 5/18/99 (C-USA)..... L, 2-5
 Home 5/5/00..... W, 10-7
 Home 5/6/00..... W, 8-6
 Home 5/7/00..... W, 5-0
 Away 5/11/01..... W, 13-2
 Away 5/12/01..... L, 9-12
 Away 5/13/01..... W, 6-1
 Away 3/28/03..... W, 8-3
 Away 3/29/03..... L, 7-10
 Away 3/30/03..... W, 12-2 (8)
 Home 3/19/04..... W, 5-4
 Home 3/20/04..... W, 16-11
 Home 3/21/04..... W, 5-4
 Away 4/1/05..... W, 21-9
 Away 4/2/05..... W, 11-7
 Away 4/3/05..... W, 9-5
 Home 4/28/06..... W, 8-7
 Home 4/29/06..... L, 1-4
 Home 4/30/06..... L, 3-4
 Neutral 5/24/06 (A-10)..... L, 1-3
 Away 3/23/07..... W, 6-0
 Away 3/24/07..... W, 12-10
 Away 3/25/07..... L, 5-6
 Home 3/21/08..... W, 11-6
 Home 3/22/08..... W, 13-4
 Home 3/23/08..... W, 9-1
 Away 4/24/09..... W, 9-3
 Away 4/25/09..... W, 10-6
 Away 4/26/09..... W, 8-6
 Home 5/14/10..... W, 11-7



ALL-TIME RESULTS VS. OPPONENTS

Home 5/15/10..... W, 4-3
 Home 5/16/10..... W, 5-0
 Neutral 5/27/10 (A-10)..... L, 2-3
 Neutral 5/29/10 (A-10)..... L, 4-5
 Away 4/15/11..... W, 3-0
 Away 4/16/11..... L, 5-10
 Away 4/17/11..... L, 3-5
 Home 5/11/12..... L, 5-7
 Home 5/12/12..... L, 1-9
 Home 5/13/12..... L, 4-6
 Away 5/16/13..... W, 10-7
 Away 5/17/13..... L, 1-2
 Away 5/18/13..... L, 1-2
 Home 5/25/13 (A-10)..... L, 4-5
 Home 5/25/13 (A-10)..... L, 4-7

Saint Peter's (3-0) (H: 3-0)

Home 2/17/12..... W, 4-1
 Home 2/18/12..... W, 10-0
 Home 2/18/12..... W, 5-2

Siena (14-3) (H: 14-3)

Home 2/25/00..... W, 6-2
 Home 2/26/00..... W, 9-0
 Home 2/27/00..... W, 11-4
 Home 2/21/04..... W, 14-6
 Home 2/21/04..... L, 5-8
 Home 2/22/04..... L, 4-5
 Home 3/11/06..... L, 9-11
 Home 3/12/06..... W, 15-9
 Home 3/12/06..... W, 9-4
 Home 3/15/13..... W, 7-6
 Home 3/16/13..... W, 5-3
 Home 3/16/13..... W, 9-3
 Home 3/17/13..... W, 14-4
 Home 3/2/18..... W, 10-1
 Home 3/3/18..... W, 12-5
 Home 3/3/18..... W, 14-3
 Home 3/4/18..... W, 9-2

South Alabama (0-7)

Neutral 5/9/81 (Sun Belt)..... L, 7-12
 Away 5/13/84 (Sun Belt)..... L, 4-13
 Away 5/13/84 (Sun Belt)..... L, 8-11
 Neutral 5/13/86 (Sun Belt)..... L, 3-7
 Neutral 5/19/89 (Sun Belt)..... L, 0-6
 Away 5/16/90 (Sun Belt)..... L, 0-3
 Away 2/15/02..... L, 4-13

South Carolina (8-25) (H: 6-5)

Away 4/3/79..... L, 4-10
 Away 3/19/80..... L, 0-9
 Away 3/9/83..... L, 2-9
 Home 4/28/83..... L, 4-8 (10)
 Away 3/2/84..... L, 2-15
 Home 4/25/84..... L, 4-6
 Away 2/24/85..... L, 1-16
 Home 3/8/85..... W, 8-2
 Home 3/25/86..... L, 4-7
 Away 3/26/86..... L, 1-6
 Away 4/5/88..... L, 7-15
 Home 4/13/88..... L, 5-6
 Away 5/12/89..... L, 5-8
 Away 3/21/90..... L, 4-16
 Home 4/5/90..... W, 7-5
 Away 2/28/91..... L, 3-8
 Home 3/1/91..... W, 8-7 (10)
 Home 3/4/92..... W, 2-1
 Away 3/5/92..... L, 0-11
 Away 3/20/93..... L, 2-9
 Home 3/21/93..... L, 3-11
 Home 3/11/94..... W, 6-5 (11)
 Away 3/12/94..... L, 2-14

Home 3/2/95..... W, 7-4
 Away 3/8/95..... L, 3-5
 Away 2/13/96..... L, 13-17
 Neutral 5/8/96..... W, 12-4
 Neutral 6/3/07 (NCAA)..... L, 8-12
 Neutral 6/4/07 (NCAA)..... L, 6-11
 Away 3/5/08..... W, 11-2
 Neutral 5/30/08 (NCAA)..... L, 8-15
 Away 2/19/17..... L, 4-5
 Away 4/9/19..... L, 4-5

South Carolina-Aiken (1-1)

Away 3/1/92..... W, 5-3
 Away 2/19/93..... L, 3-6

S.C. Upstate (9-2) (H: 5-1)

Away 2/27/08..... W, 7-3
 Home 4/23/08..... W, 8-7
 Home 3/17/09..... L, 3-4
 Away 4/22/09..... W, 17-7
 Home 3/31/10..... W, 24-2
 Away 4/6/10..... W, 10-8
 Home 4/12/11..... W, 18-6
 Home 3/13/12..... W, 11-0
 Away 3/27/12..... W, 12-6
 Away 4/3/13..... L, 0-6
 Home 4/1/14..... W, 6-2

South Florida (22-31) (H: 8-12)

Neutral 5/5/79 (Sun Belt)..... L, 1-4
 Neutral 5/8/81 (Sun Belt)..... L, 3-16
 Away 5/7/82 (Sun Belt)..... L, 0-10
 Neutral 5/11/84 (Sun Belt)..... W, 13-7
 Neutral 5/17/89 (Sun Belt)..... W, 13-3
 Neutral 5/17/90 (Sun Belt)..... L, 3-4 (12)
 Home 5/9/92..... W, 4-2
 Home 5/9/92..... L, 0-5
 Home 5/10/92..... W, 10-4
 Neutral 5/14/92 (Metro)..... W, 14-6
 Away 4/2/93..... L, 4-17
 Away 4/3/93..... L, 2-3
 Away 4/4/93..... L, 1-8
 Neutral 5/21/93 (Metro)..... W, 3-2
 Home 4/8/94..... L, 3-4
 Home 4/9/94..... L, 2-7
 Home 4/10/94..... L, 3-11
 Away 4/14/95..... L, 2-3 (11)
 Away 4/15/95..... W, 7-6
 Away 4/16/95..... L, 5-10
 Neutral 5/18/95 (Metro)..... L, 3-12
 Away 4/5/96..... L, 4-9
 Away 4/6/96..... L, 5-10
 Away 4/7/96..... L, 0-5
 Neutral 5/18/96 (C-USA)..... L, 2-13
 Neutral 5/18/96 (C-USA)..... L, 6-17
 Home 4/18/97..... W, 6-1
 Home 4/19/97..... W, 7-2
 Home 4/20/97..... W, 5-4
 Away 4/24/98..... W, 14-8
 Away 4/25/98..... W, 8-6
 Away 4/26/98..... W, 5-2
 Home 4/9/99..... L, 6-9
 Home 4/10/99..... W, 10-8
 Home 4/11/99..... L, 7-10
 Away 4/28/00..... L, 3-18
 Away 4/29/00..... W, 9-2
 Away 4/30/00..... W, 8-7
 Neutral 5/17/00 (C-USA)..... W, 2-1
 Home 5/4/01..... L, 2-7
 Home 5/5/01..... W, 7-1
 Home 5/6/01..... W, 5-4 (11)
 Away 4/26/02..... L, 4-5
 Away 4/27/02..... L, 0-13

Away 4/28/02..... W, 11-6
 Home 3/14/03..... L, 2-4
 Home 3/15/03..... L, 4-5
 Away 5/1/04..... L, 1-4
 Away 5/1/04..... W, 6-5
 Away 5/2/04..... W, 9-7
 Home 3/18/05..... L, 4-7
 Home 3/19/05..... L, 5-6
 Home 3/20/05..... L, 8-18 (7)

Southern Indiana (1-0)

Neutral 3/16/89..... W, 16-7

Southern Miss (20-41) (H: 9-18)

Home 5/11/87..... L, 2-4 (12)
 Away 4/10/92..... L, 5-16
 Away 4/11/92..... L, 6-16
 Away 4/12/92..... W, 10-9
 Home 4/23/93..... L, 5-8
 Home 4/23/93..... L, 1-13
 Home 4/23/93..... L, 2-11
 Neutral 5/22/93 (Metro)..... W, 11-2
 Away 4/1/94..... W, 18-13 (10)
 Away 4/2/94..... W, 7-5
 Away 4/3/94..... L, 2-4
 Neutral 5/21/94 (Metro)..... L, 1-5
 Home 4/28/95..... W, 7-1
 Home 4/29/95..... W, 11-4
 Home 4/30/95..... L, 3-4
 Home 3/15/96..... W, 5-3
 Home 3/16/96..... W, 11-2
 Home 3/17/96..... L, 7-11
 Away 5/9/97..... L, 1-9
 Away 5/10/97..... L, 6-7
 Away 5/11/97..... W, 14-9
 Neutral 5/14/97 (C-USA)..... W, 14-9
 Home 4/10/98..... L, 5-12
 Home 4/11/98..... W, 10-8
 Home 4/12/98..... W, 7-6
 Neutral 5/13/98 (C-USA)..... W, 13-3
 Neutral 5/16/98 (C-USA)..... W, 6-5
 Away 4/30/99..... L, 2-3
 Away 5/1/99..... L, 6-7
 Away 5/2/99..... L, 6-13
 Home 4/16/00..... W, 4-2
 Home 4/16/00..... W, 3-2 (7)
 Away 3/23/01..... L, 2-5
 Away 3/24/01..... L, 10-11 (10)
 Away 3/25/01..... W, 5-2
 Home 4/5/02..... L, 3-9
 Home 4/6/02..... L, 4-10
 Home 4/7/02..... L, 5-7 (11)
 Away 4/11/03..... W, 8-5
 Away 4/12/03..... L, 2-6
 Away 4/13/03..... L, 8-10
 Neutral 5/21/03 (C-USA)..... L, 0-13 (7)
 Home 5/14/04..... L, 4-11
 Home 5/15/04..... L, 1-3
 Home 5/16/04..... L, 11-12
 Home 5/16/14..... L, 2-7
 Home 5/16/14..... W, 8-0
 Home 5/17/14..... L, 2-5
 Away 5/8/15..... L, 0-1
 Away 5/9/15..... L, 10-11
 Away 5/10/15..... L, 0-9*
 (Program's 2,000th Game)
 Home 4/1/16..... L, 6-9
 Home 4/2/16..... L, 1-9
 Home 4/3/16..... L, 6-16 (8)
 Neutral 5/27/17 (C-USA)..... L, 5-6
 Neutral 5/27/17 (C-USA)..... L, 8-10
 Neutral 5/26/18 (C-USA)..... W, 7-4
 Neutral 5/27/18 (C-USA)..... L, 0-6

Away 4/19/19..... L, 3-14
 Away 4/19/19..... L, 1-7
 Away 4/20/19..... L, 6-8

Southwest Texas (0-1)

Neutral 2/9/01..... L, 6-7

Stony Brook (3-0) (H: 3-0)

Home 3/15/08..... W, 6-1
 Home 3/16/08..... W, 23-5
 Home 3/16/08..... W, 13-4

Temple (13-5) (H: 5-1)

Home 3/31/06..... W, 5-4
 Home 4/1/06..... W, 11-2
 Home 4/2/06..... W, 10-0
 Away 4/4/08..... W, 6-2
 Away 4/5/08..... L, 2-5
 Away 4/5/08..... W, 9-5
 Away 4/17/09..... W, 9-6 (10)
 Away 4/18/09..... L, 6-8
 Away 4/19/09..... W, 14-5
 Home 4/30/10..... L, 4-8
 Home 5/1/10..... W, 23-0
 Home 5/2/10..... W, 8-7
 Away 4/13/12..... W, 10-1
 Away 4/14/12..... L, 4-6
 Away 4/15/12..... W, 3-2
 Away 4/16/13..... L, 3-8
 Away 4/27/13..... W, 9-3
 Away 4/28/13..... W, 10-2

Tennessee (1-4)

Away 5/26/93 (NCAA)..... L, 4-7
 Away 3/18/95..... W, 7-5
 Away 3/19/95..... L, 7-9
 Away 4/2/08..... L, 5-12
 Away 2/18/20..... L, 2-8

Tennessee Tech (3-1) (H: 3-1)

Home 2/25/06..... W, 11-4
 Home 2/26/06..... W, 5-0
 Home 2/27/06..... L, 5-6
 Home 3/8/11..... W, 8-1

Texas A&M (0-1)

Away 5/21/98 (NCAA)..... L, 0-17

TCU (3-10) (H: 2-4)

Neutral 2/10/01..... L, 1-10
 Away 3/29/02..... L, 6-11
 Away 3/30/02..... L, 3-19
 Away 3/31/02..... W, 5-4
 Home 5/9/03..... W, 9-6
 Home 5/10/03..... L, 15-20
 Home 5/11/03..... L, 6-18 (7)
 Away 5/20/04..... L, 2-6
 Away 5/21/04..... L, 1-8
 Away 5/22/04..... L, 7-9
 Home 4/23/05..... W, 15-14
 Home 4/23/05..... L, 7-27
 Home 4/24/05..... L, 3-8

Toledo (5-2) (H: 5-2)

Home 2/24/12..... W, 8-4
 Home 2/25/12..... L, 5-6 (10)
 Home 2/26/12..... W, 3-2
 Home 2/26/16..... L, 2-3
 Home 2/27/16 (G1)..... W, 12-4
 Home 2/27/16 (G2)..... W, 9-8 (11)
 Home 2/28/16..... W, 8-0

Troy State (2-2) (H: 2-0)

Home 4/29/94..... W, 5-2



ALL-TIME RESULTS VS. OPPONENTS

Home 4/30/94..... W, 7-0
 Away 2/10/96..... L, 0-10
 Away 2/11/96..... L, 5-12

Tulane (23-31) (H: 13-10)

Home 3/14/92..... W, 9-8
 Home 3/14/92..... L, 0-2
 Home 3/15/92..... W, 2-1
 Neutral 5/16/92 (Metro)..... L, 13-15
 Away 5/15/93..... L, 0-4
 Away 5/15/93..... L, 8-14 (7)
 Away 5/16/93..... L, 4-12
 Neutral 5/20/93 (Metro)..... W, 5-3
 Home 4/23/94..... W, 9-3
 Home 4/23/94..... W, 4-0
 Home 4/24/94..... W, 15-7
 Neutral 5/19/94 (Metro)..... W, 6-4
 Away 4/21/95..... W, 4-3
 Away 4/22/95..... L, 5-11
 Away 4/23/95..... L, 3-4
 Neutral 5/19/95 (Metro)..... L, 2-3
 Away 5/10/96..... L, 2-6
 Away 5/11/96..... L, 4-6
 Away 5/12/96..... L, 2-3
 Home 3/15/97..... W, 20-5
 Home 3/15/97..... W, 5-3
 Home 3/16/97..... L, 4-13
 Away 5/15/97 (C-USA)..... W, 8-6
 Away 5/17/97 (C-USA)..... L, 4-13
 Away 5/17/97 (C-USA)..... W, 9-2
 Away 3/20/98..... L, 1-2 (11)
 Away 3/21/98..... W, 5-2
 Away 3/22/98..... L, 5-28 (7)
 Neutral 5/17/98 (C-USA)..... L, 3-5
 Home 3/19/99..... W, 7-6
 Home 3/20/99..... W, 16-3
 Home 3/21/99..... L, 4-17 (7)
 Away 4/21/00..... L, 3-8
 Away 4/22/00..... L, 3-9
 Away 4/23/00..... W, 10-7
 Home 4/6/01..... L, 6-8
 Home 4/7/01..... L, 4-12
 Home 4/8/01..... L, 4-18 (7)
 Neutral 5/16/01 (C-USA)..... W, 8-4
 Neutral 5/18/01 (C-USA)..... L, 2-6
 Away 3/15/02..... W, 5-3
 Away 3/16/02..... W, 18-10
 Away 3/17/02..... L, 6-16 (8)
 Home 4/4/03..... W, 8-6
 Home 4/6/03..... L, 4-8 (8)
 Home 4/6/03..... W, 4-1 (8)
 Away 3/26/04..... L, 5-6
 Away 3/27/04..... L, 5-9
 Away 3/28/04..... L, 8-13
 Home 4/8/05..... L, 0-13
 Home 4/9/05..... L, 5-6
 Home 4/10/05..... L, 3-8
 Home 4/17/14..... W, 2-0
 Home 4/18/14..... W, 2-1

UAB (28-35) (H: 17-23)

Home 4/8/79..... W, 3-2
 Home 4/8/79..... L, 7-12
 Away 3/28/81..... L, 0-7
 Away 3/28/81..... L, 1-7
 Home 4/12/81..... L, 3-12
 Home 4/12/81..... L, 1-4
 Neutral 5/9/81 (Sun Belt)..... W, 4-2
 Away 3/27/82..... L, 5-7
 Away 3/27/82..... W, 5-1
 Home 4/4/82..... L, 2-5
 Home 4/4/82..... L, 7-18
 Neutral 5/8/82 (Sun Belt)..... L, 1-8

Neutral 5/18/89 (Sun Belt) .. W, 14-12
 Home 4/26/96..... W, 4-1
 Home 4/27/96..... L, 0-11
 Home 4/27/96..... L, 1-7
 Neutral 5/15/96 (C-USA)..... W, 17-9
 Away 3/28/97..... L, 4-6
 Away 3/29/97..... W, 6-5
 Away 3/30/97..... W, 7-1
 Home 3/13/98..... L, 2-5
 Home 3/14/98..... L, 8-12
 Home 3/15/98..... L, 8-10 (10)
 Away 4/23/99..... W, 8-5
 Away 4/24/99..... W, 7-4 (10)
 Away 4/25/99..... L, 3-16 (7)
 Home 3/24/00..... W, 6-2
 Home 3/25/00..... W, 9-1
 Home 3/26/00..... L, 4-11
 Away 3/30/01..... L, 6-13
 Away 3/31/01..... W, 5-4
 Away 4/1/01..... W, 5-2
 Home 3/22/02..... W, 6-3
 Home 3/23/02..... W, 4-2
 Home 3/24/02..... W, 11-1 (7)
 Away 5/2/03..... L, 3-8
 Away 5/3/03..... W, 10-1
 Away 5/3/03..... L, 5-6
 Home 4/23/04..... L, 5-7
 Home 4/24/04..... L, 1-16 (8)
 Home 4/25/04..... L, 8-9
 Away 4/29/05..... W, 9-7
 Away 4/30/05..... L, 2-7
 Away 5/1/05..... L, 2-5
 Home 5/2/14..... L, 2-6
 Home 5/3/14..... L, 2-12
 Home 5/4/14..... L, 1-3
 Away 4/24/15..... W, 6-0
 Away 4/25/15..... W, 5-4
 Away 4/26/15..... W, 3-1
 Home 5/19/16..... L, 1-2
 Home 5/21/16 (G1)..... L, 8-11 (9)
 Home 5/22/16 (G2)..... W, 6-4 (7)
 Away 4/28/17..... L, 2-3
 Away 4/29/17..... W, 17-5
 Away 4/30/17..... W, 3-0 (6)
 Home 3/29/18..... W, 7-1
 Home 3/30/18..... L, 10-18
 Home 3/31/18..... L, 3-4
 Neutral 5/25/18 (C-USA)..... W, 2-0
 Away 5/10/19..... W, 5-4
 Away 5/11/19..... L, 5-9
 Away 5/12/19..... L, 3-4

UMBC (4-0) (H: 4-0)

Home 2/21/20..... W, 4-0
 Home 2/22/20..... W, 6-1
 Home 2/22/20..... W, 4-0
 Home 2/23/20..... W, 11-6

UTSA (10-10) (H: 3-6)

Away 4/25/14..... W, 5-2
 Away 4/26/14..... L, 1-3
 Away 4/27/14..... W, 4-2
 Home 5/14/15..... W, 4-3
 Home 5/15/15..... L, 3-15
 Home 5/16/15..... L, 1-10
 Away 5/13/16..... W, 22-4
 Away 5/14/16..... W, 4-2
 Home 5/12/17..... L, 0-5
 Home 5/13/17..... W, 8-3
 Home 5/14/17..... L, 3-5
 Neutral 5/25/17 (C-USA)..... W, 5-0
 Away 5/17/18..... W, 2-0
 Away 5/18/18..... L, 3-4

Away 5/19/18..... L, 1-5
 Neutral 5/24/18 (C-USA)..... L, 1-11
 Neutral 5/26/18 (C-USA)..... W, 10-4
 Home 5/16/19..... L, 3-4
 Home 5/17/19..... L, 2-5
 Home 5/18/19..... W, 5-4

Vermont (1-0) (H: 1-0)

Home 3/17/86..... W, 3-2

Virginia (6-4) (H: 4-1)

Away 2/25/95..... W, 12-2
 Away 2/26/95..... W, 4-2
 Home 3/13/96..... L, 2-5 (7)
 Home 3/13/96..... W, 11-5 (7)
 Home 3/9/02..... W, 4-1
 Home 3/9/02..... W, 6-5 (7)
 Home 3/10/02..... W, 21-11
 Away 3/7/03..... L, 2-3
 Away 3/8/03..... L, 2-3
 Away 3/9/03..... L, 5-11

VCU (54-35-1) (H: 27-17)

Home 3/15/80..... L, 1-6 (7)
 Home 3/15/80..... L, 3-15
 Neutral 5/10/80 (Sun Belt)..... L, 5-6
 Neutral 3/13/81 (Sun Belt)..... W, 4-3
 Neutral 3/13/81 (Sun Belt)..... W, 6-0
 Neutral 4/18/81 (Sun Belt) . W, Forfeit
 Neutral 4/18/81 (Sun Belt)..... W, 8-7
 Home 3/12/82..... W, 4-3
 Home 3/12/82..... W, 10-0
 Away 4/7/82..... W, 19-7
 Away 4/7/82..... L, 3-9
 Away 4/17/83..... W, 4-3
 Away 4/17/83..... W, 10-2
 Away 4/18/83..... W, 10-7
 Home 4/30/83..... W, 10-1
 Home 4/30/83..... W, 9-5
 Home 5/1/83..... W, 9-8
 Home 4/14/84..... L, 2-4
 Home 4/15/84..... L, 0-2
 Home 4/15/84..... W, 15-4
 Away 4/28/84..... L, 5-6 (8)
 Away 4/28/84..... W, 3-0
 Away 4/29/84..... W, 9-6
 Home 4/13/85..... L, 6-7
 Home 4/13/85..... L, 12-13
 Home 4/14/85..... W, 12-11
 Away 4/20/85..... L, 2-5
 Away 4/20/85..... W, 4-0
 Away 4/21/85..... W, 11-10
 Away 4/13/86..... W, 15-1
 Away 4/13/86..... W, 4-3
 Away 4/14/86..... L, 4-8
 Home 4/26/86..... W, 14-7
 Home 4/26/86..... W, 6-5
 Home 4/27/86..... L, 2-4
 Neutral 5/14/86 (Sun Belt)..... L, 0-9
 Away 3/28/87..... W, 13-2
 Away 3/29/87..... W, 7-6 (8)
 Away 3/29/87..... L, 7-9
 Home 4/11/87..... W, 1-0 (8)
 Home 4/11/87..... W, 3-2
 Home 4/12/87..... W, 10-4
 Away 3/26/88..... T 1-1 (5)
 Away 3/27/88..... L, 0-1
 Away 3/27/88..... L, 2-10
 Home 4/23/88..... L, 1-13
 Home 4/24/88..... L, 3-6
 Home 4/24/88..... L, 3-4
 Neutral 5/19/88 (Sun Belt)..... L, 0-9
 Away 3/25/89..... W, 3-1

Away 3/25/89..... W, 7-4
 Away 3/26/89..... L, 0-5
 Home 4/16/89..... W, 4-1
 Home 4/16/89..... W, 2-0
 Away 4/14/90..... L, 1-2 (8)
 Away 4/14/90..... W, 3-2
 Home 4/21/90..... W, 6-0
 Home 4/21/90..... W, 14-4
 Home 4/22/90..... W, 2-0
 Away 4/13/91..... L, 3-5
 Away 4/13/91..... W, 11-2
 Home 4/20/91..... L, 1-2
 Home 4/21/91..... W, 5-4
 Home 4/21/91..... L, 3-8
 Away 3/27/92..... L, 4-8
 Away 3/28/92..... L, 2-6
 Away 3/29/92..... W, 9-8
 Neutral 5/15/92 (Metro)..... W, 2-0
 Home 4/29/93..... W, 9-8
 Home 4/29/93..... W, 5-0 (7)
 Home 4/30/93..... W, 9-3
 Away 5/22/93 (Metro)..... L, 4-11
 Away 5/23/93 (Metro)..... W, 7-3
 Away 5/23/93 (Metro)..... W, 13-6
 Away 4/16/94..... W, 11-9
 Away 4/16/94..... W, 10-0
 Away 4/17/94..... L, 8-10
 Home 3/31/95..... W, 5-3
 Home 4/1/95..... W, 5-4
 Home 4/2/95..... W, 10-1
 Neutral 5/17/95 (Metro)..... W, 9-0
 Home 4/10/96..... L, 3-5
 Neutral 2/20/99..... L, 7-14
 Home 3/29/13..... L, 2-5
 Home 3/30/13..... W, 9-8
 Home 3/30/13..... L, 3-4
 Home 3/11/14..... W, 5-4
 Home 2/14/20..... L, 5-17
 Home 2/15/20..... W, 5-4 (11)
 Home 2/16/20..... L, 4-8

Virginia Tech (17-21) (H: 10-7)

Home 3/31/80..... L, 1-7
 Home 3/31/80..... W, 5-4
 Away 4/27/81..... L, 1-8
 Away 4/27/81..... L, 1-10
 Away 3/30/83..... L, 3-7
 Away 4/18/84..... W, 7-6
 Home 5/6/84..... L, 2-3 (10)
 Away 3/27/85..... L, 2-3
 Home 4/9/85..... L, 3-4
 Home 4/17/86..... W, 7-4
 Home 4/28/87..... W, 7-1
 Away 5/7/87..... W, 8-6
 Away 4/29/88..... L, 3-25
 Away 5/11/89..... W, 2-1
 Home 5/5/90..... W, 5-4 (12)
 Away 5/6/90..... L, 1-10
 Home 2/25/91..... W, 1-0
 Away 3/20/91..... L, 4-9
 Home 4/17/92..... L, 1-16
 Home 4/18/92..... W, 3-2
 Home 4/19/92..... L, 10-14
 Neutral 5/13/92 (Metro)..... L, 4-9
 Away 4/16/93..... L, 2-5
 Away 4/17/93..... W, 10-8
 Away 4/18/93..... L, 4-16
 Home 3/25/94..... W, 8-5
 Home 3/26/94..... W, 18-2
 Neutral 5/20/94 (Metro)..... L, 1-4
 Away 3/24/95..... W, 9-3
 Away 3/25/95..... L, 7-10
 Away 3/26/95..... L, 2-3 (10)



ALL-TIME RESULTS VS. OPPONENTS

Home 3/6/02.....L, 5-7
 Away 4/2/02.....L, 2-8
 Home 2/28/06.....W, 8-5
 Away 5/16/06.....W, 14-3
 Home 2/15/07.....W, 11-0
 Away 5/15/07.....W, 9-3
 Home 3/12/13.....L, 1-6

Wagner (3-1) (H: 3-1)

Home 3/2/12.....W, 7-4
 Home 3/3/12.....L, 4-11
 Home 3/3/12.....W, 7-3
 Home 3/4/12.....W, 11-0

Wake Forest (30-43-1) (H: 19-19)

Home 3/7/80.....L, 4-7
 Away 4/3/80.....W, 7-4
 Away 4/15/81.....L, 7-13
 Away 4/1/82.....L, 5-9
 Home 4/14/83.....L, 2-6
 Home 3/18/84.....L, 5-6
 Home 3/1/85.....W, 4-3
 Away 3/4/85.....W, 7-3
 Away 4/15/86.....W, 19-3
 Home 4/30/86.....W, 9-5
 Away 4/22/87.....W, 7-4
 Home 4/29/87.....W, 12-11
 Away 3/23/88.....L, 3-17
 Home 4/26/88.....W, 2-1
 Home 4/28/89.....W, 5-1
 Away 5/10/89.....L, 1-3
 Away 5/10/89.....W, 11-5
 Away 2/28/90.....L, 0-4
 Home 4/18/90.....L, 0-5
 Away 3/5/91.....L, 2-8
 Home 4/18/91.....W, 5-0
 Away 3/31/92.....W, 7-3
 Home 4/14/92.....L, 2-5
 Away 3/24/93.....W, 7-4
 Home 4/22/93.....L, 3-4
 Away 4/10/95.....L, 3-7
 Away 4/19/95.....L, 7-16
 Home 4/26/95.....W, 5-2 (7)
 Home 4/26/95.....W, 2-1 (11)
 Home 3/26/96.....L, 0-6
 Away 4/2/96.....L, 9-14
 Away 4/8/97.....L, 7-13
 Home 4/16/97.....L, 5-11
 Away 3/24/98.....W, 7-0
 Home 4/29/98.....W, 4-3
 Home 4/29/98.....W, 7-6 (7)
 Away 3/2/99.....L, 2-7
 Away 3/28/00.....T, 14-14 (10)
 Away 2/20/01.....L, 8-17
 Home 4/25/01.....W, 1-0 (7)
 Home 4/25/01.....L, 7-11 (7)
 Home 4/23/02.....L, 3-15
 Away 3/4/03.....L, 7-8
 Home 4/30/03.....L, 1-9
 Away 3/30/05.....W, 10-4
 Home 4/20/05.....W, 13-7
 Home 2/12/06.....W, 11-2
 Home 2/13/06.....L, 8-9
 Away 2/21/06.....L, 3-4
 Away 2/27/07.....L, 7-9 (10)
 Home 4/24/07.....L, 2-3 (11)
 Away 3/12/08.....L, 12-15
 Home 3/26/08.....W, 12-8
 Home 3/31/09.....L, 7-15
 Away 4/14/09.....L, 7-8
 Away 3/30/10.....L, 0-14
 Home 4/20/10.....W, 6-4

Home 3/15/11.....L, 1-7
 Away 3/22/11.....W, 13-10 (11)
 Home 4/11/12.....L, 7-12
 Away 5/15/12.....L, 2-18
 Away 2/27/13.....L, 4-8
 Home 3/5/13.....W, 5-4
 Away 4/22/14.....L, 3-8
 Home 4/23/14.....W, 12-4
 Away 3/24/15.....L, 6-8
 Home 4/21/15.....L, 1-6
 Home 3/16/16.....W, 7-6
 Away 3/22/16.....L, 5-6
 Home 3/21/17.....L, 4-13
 Away 4/18/17.....W, 6-1
 Home 3/13/18 (BB&T).....W, 13-1
 Away 3/19/19.....L, 6-14
 Home 4/23/19.....L, 6-18

West Chester (0-1) (H: 0-1)

Home 3/29/80.....L, 1-3 (7)

West Georgia (0-1)

Away 3/28/82.....L, 5-9 (7)

West Virginia (4-2) (H: 4-2)

Home 3/6/93.....W, 15-9
 Home 3/6/93.....L, 4-5 (7)
 Home 3/7/93.....W, 12-6
 Home 2/17/17.....W, 6-3
 Home 2/18/17.....W, 13-2
 Home 2/19/17.....L, 3-6

West Virginia State (1-1) (H: 1-1)

Home 3/15/81.....L, 0-16
 Home 3/15/81.....W, 9-4

Western Carolina (6-10) (H: 5-6)

Home 3/9/80.....L, 3-5 (7)
 Home 3/9/80.....W, 8-5 (7)
 Away 4/30/82.....L, 5-9
 Away 4/30/82.....L, 6-10
 Home 2/22/85.....L, 1-3 (12)
 Home 2/22/85.....W, 6-4 (5)
 Home 2/21/86.....W, 7-5
 Home 2/21/87.....W, 5-0
 Home 2/21/87.....W, 3-2
 Away 2/13/93.....W, 11-9
 Away 2/14/93.....L, 6-10
 Home 3/3/94.....L, 5-14
 Home 3/4/94.....L, 3-7
 Home 3/28/09.....L, 6-8
 Home 2/23/10.....L, 3-5
 Away 3/17/10.....L, 4-5

WKU (5-5-1) (H: 2-2)

Home 5/10/87.....L, 4-9
 Away 5/18/88 (Sun Belt).....L, 2-10
 Away 4/13/17.....W, 6-4 (12)
 Away 4/14/17.....W, 16-5
 Away 4/15/17.....W, 3-1 (11)
 Home 5/4/18.....W, 4-2
 Home 5/5/18.....W, 6-4
 Home 5/6/18.....L, 8-9
 Away 3/29/19.....L, 4-8
 Away 3/29/19.....L, 5-8
 Away 3/31/19.....T, 13-13

Western Michigan (1-0) (H: 1-0)

Home 3/8/88.....W, 9-7

Wichita State (0-1)

Neutral 2/17/02.....L, 3-7

William & Mary (2-5) (H: 2-5)

Home 3/11/93.....L, 2-5
 Home 3/6/98.....L, 7-9 (11)
 Home 3/7/98.....W, 9-8
 Home 3/10/04.....L, 4-10
 Home 2/19/16.....W, 7-3
 Home 2/20/16.....L, 1-5
 Home 2/21/16.....L, 0-11

Wingate (7-5) (H: 4-2)

Home 3/14/79.....L, 4-12
 Away 4/18/79.....L, 9-13
 Away 3/23/80.....L, 4-14
 Away 3/23/80.....W, 9-3
 Home 3/31/81.....W, 8-6
 Away 4/13/81.....L, 1-13
 Away 3/13/82.....W, 13-9
 Home 3/22/82.....W, 8-5
 Home 4/5/83.....W, 8-3
 Home 3/19/84.....L, 3-6
 Away 4/17/84.....W, 17-13
 Home 4/1/09.....W, 11-2

Winthrop (22-17-1) (H: 12-7)

Away 4/17/80.....L, 0-3
 Home 4/9/81.....L, 6-1
 Away 4/20/81.....L, 4-12
 Home 4/8/82.....W, 10-9
 Away 4/25/82.....L, 2-10
 Away 4/6/83.....L, 0-6
 Home 4/21/83.....W, 11-2
 Home 3/11/93.....W, 7-5
 Away 4/7/93.....L, 5-7
 Home 4/6/94.....L, 4-9 (12)
 Away 4/13/94.....W, 10-9
 Away 5/9/94.....L, 3-6
 Home 4/4/95.....W, 11-3
 Away 4/22/97.....T, 0-0 (6)
 Home 5/7/97.....L, 2-6
 Away 3/25/03.....W, 17-8
 Home 4/15/03.....W, 14-5
 Home 3/17/04.....L, 6-8
 Away 4/27/04.....L, 2-17
 Away 2/15/05.....L, 1-8
 Home 4/6/05.....W, 4-2
 Home 4/3/07.....W, 8-5
 Away 4/29/08.....W, 7-5
 Away 3/24/09.....W, 2-0
 Home 4/21/09.....L, 2-7
 Home 4/14/10.....W, 16-5
 Away 4/26/11.....W, 4-3
 Away 2/28/12.....W, 7-1
 Home 3/21/12.....W, 7-4
 Home 4/9/13.....L, 5-6
 Away 4/17/13.....L, 2-11
 Away 3/25/14.....W, 11-2
 Away 4/9/14.....L, 5-2
 Home 5/13/14.....W, 5-4
 Home 4/14/15.....L, 1-5
 Away 5/12/15.....W, 7-2
 Neutral 4/5/16 (BB&T).....W, 7-1
 Home 4/4/17.....L, 2-3
 Away 5/19/17.....W, 11-9
 Home 5/2/18.....W, 18-2

Wofford (4-1) (H: 2-1)

Away 3/13/89.....W, 18-12
 Home 4/24/89.....L, 4-5
 Away 3/11/98.....W, 6-2
 Home 4/7/98.....W, 5-2
 Home 4/25/18.....W, 10-9 (14)

Xavier (16-9) (H: 7-3)

Away 5/3/07.....W, 3-1
 Away 5/4/07.....W, 12-7 (11)
 Away 5/5/07.....W, 6-3
 Home 4/11/08.....L, 4-5
 Home 4/12/08.....W, 6-5
 Home 4/13/08.....L, 9-0
 Neutral 5/24/08 (A-10).....W, 4-3(11)
 Neutral 5/20/09 (A-10).....L, 4-8
 Away 5/7/10.....W, 5-2
 Away 5/8/10.....L, 7-9
 Away 5/9/10.....L, 2-5
 Neutral 5/28/10 (A-10).....W, 18-7
 Home 4/1/11.....W, 5-0
 Home 4/2/11.....W, 4-2
 Home 4/3/11.....W, 4-2
 Away 3/30/12.....L, 6-12
 Away 3/31/12.....L, 4-5
 Away 4/1/12.....W, 6-5
 Away 4/19/13.....L, 3-5
 Away 4/20/13.....W, 8-7
 Away 4/21/13.....W, 3-2
 Home 5/24/13 (A-10).....W, 12-3
 Home 3/3/17.....W, 2-1
 Home 3/4/17.....W, 7-1
 Home 3/5/17.....L, 6-7

Yale (2-1) (H: 2-1)

Home 3/16/93.....W, 3-2 (7)
 Home 3/17/93.....L, 3-4 (7)
 Home 3/10/97.....W, 12-6

Youngstown State (7-2) (H: 7-2)

Home 3/27/86.....L, 6-8
 Home 3/27/86.....W, 5-2 (5)
 Home 3/19/94.....W, 12-6
 Home 3/20/94.....L, 4-5
 Home 3/20/94.....W, 4-3
 Home 3/1/13.....W, 9-3
 Home 3/2/13.....W, 3-1
 Home 3/3/13.....W, 10-4
 Home 3/3/13.....W, 5-2



ALL-TIME RESULTS VS. RANKED OPPONENTS

Location	Date	Opponent	Score	Location	Date	Opponent	Score
NCAA	5/26/93	#20 Tennessee	L, 4-7	Home	5/12/09	#4 North Carolina.....	L, 1-4
Away	3/18/95	#10 Tennessee	W, 7-5	Home	3/16/10	#7 Clemson	W, 11-10
Away	3/19/95	#10 Tennessee	L, 7-9	Home	4/28/10	#25 North Carolina.....	L, 0-5
NCAA	5/21/98	#12 Texas A&M	L, 0-17	Away	5/18/10	#26 North Carolina.....	L, 4-8
NCAA	5/22/98	#23 Oral Roberts	L, 13-20	Away	3/1/11	#17 North Carolina.....	L, 2-4
C-USA	5/18/00	#6 Houston	W, 6-1	Home	3/29/11	#6 North Carolina.....	W, 4-3
C-USA	5/20/00	#6 Houston	L, 0-3	NCAA	6/3/11	#19 Arkansas.....	W, 3-2
C-USA	5/20/00	#6 Houston	L, 2-14	NCAA	6/4/11	#10 Arizona State.....	L, 1-16
Neutral	2/17/02	#12 Wichita State.....	L, 3-7	NCAA	6/5/11	#19 Arkansas.....	L, 3-11
Away	3/15/02	#21 Tulane	W, 5-3	Away	4/25/12	#19 N.C. State	L, 3-6
Away	3/16/02	#21 Tulane	L, 18-10	Away	2/19/13	#10 N.C. State	L, 0-5
Away	3/17/02	#21 Tulane	L, 6-16	Home	4/16/13	#15 N.C. State	L, 1-2
Away	4/9/02	#21 North Carolina.....	L, 4-6	Home	3/8/14	#21 FIU	L, 0-7
Home	4/12/02	#20 East Carolina	L, 4-10	Home	3/8/14	#21 FIU	L, 4-10
Home	4/13/02	#20 East Carolina	W, 4-2	Home	3/9/14	#21 FIU	L, 0-8
Home	4/14/02	#20 East Carolina	L, 2-3	Home	3/6/15	#10 Rice	L, 2-4
Away	3/23/02	#3 Wake Forest	L, 3-15	Home	3/7/15	#10 Rice	L, 3-10
Home	4/24/02	#19 North Carolina.....	L, 0-8	Home	3/8/15	#10 Rice	L, 3-6
Home	5/10/02	#11 Houston	L, 1-9	Home	3/14/15	#20 Florida Atlantic	L, 3-8
Home	5/11/02	#11 Houston	L, 4-8	Home	3/14/15	#20 Florida Atlantic	L, 7-18
Home	5/12/02	#11 Houston	L, 2-3	Home	3/15/15	#20 Florida Atlantic	L, 1-5
Away	3/4/03	#11 Wake Forest	L, 7-8	Home	5/1/15	#15 Dallas Baptist	L, 3-6
Home	3/14/03	#29 South Florida	L, 2-4	Home	5/2/15	#15 Dallas Baptist	L, 4-12
Home	3/15/03	#29 South Florida	L, 4-5	Home	5/3/15	#15 Dallas Baptist	L, 5-6
Away	4/1/03	#28 North Carolina.....	L, 7-9	Home	3/29/16	#17 N.C. State	L, 1-7
Away	4/11/03	#23 Southern Miss.....	W, 8-5	Away	4/6/16	#13 N.C. State	L, 3-7
Away	4/12/03	#23 Southern Miss.....	W, 2-6	Away	4/8/16	#12 Florida Atlantic.....	W, 12-7
Away	4/13/03	#23 Southern Miss.....	W, 8-10	Away	4/9/16	#12 Florida Atlantic.....	L, 8-17
Home	5/9/03	#29 TCU.....	W, 9-6	Away	4/10/16	#12 Florida Atlantic.....	W, 7-6 (15)
Home	5/10/03	#29 TCU.....	L, 15-20	Away	4/29/16	#15 Rice	L, 1-5
Home	5/11/03	#29 TCU.....	L, 6-18(7)	Away	4/29/16	#15 Rice (G1).....	W, 1-0
C-USA	5/21/03	#15 Southern Miss.....	L, 0-13 (7)	Away	4/30/16	#15 Rice (G1).....	L, 4-12
Away	2/24/04	#11 Clemson	W, 5-4	C-USA	5/25/16	#13 Florida Atlantic.....	L, 5-7
Away	3/26/04	#12 Tulane	L, 5-6	Away	2/21/17	#4 South Carolina.....	L, 4-5
Away	3/27/04	#12 Tulane	L, 5-9	Away	3/1/17	#6 N.C. State	W, 6-5
Away	3/28/04	#12 Tulane	L, 8-13	Away	3/10/17	#8 East Carolina	W, 2-0
Home	4/2/04	#18 East Carolina	L, 0-8	Away	3/11/17	#8 East Carolina	L, 7-10 (10)
Home	4/3/04	#18 East Carolina	L, 5-13	Away	3/12/17	#8 East Carolina	L, 0-3
Home	4/4/04	#18 East Carolina	L, 13-24	Away	4/18/17	#17 Wake Forest	W, 6-1
Away	4/7/04	#14 North Carolina	L, 5-12	C-USA	5/27/17	#11 Southern Miss.....	L, 5-6
Home	4/14/04	#10 North Carolina	L, 5-8	C-USA	5/28/17	#11 Southern Miss.....	L, 8-10
Home	5/14/04	#17 Southern Miss.....	L, 4-11	Away	2/21/18	#12 NC State	L, 6-9
Home	5/15/04	#17 Southern Miss.....	L, 1-3	Home	3/9/18	#19 East Carolina	L, 1-3
Home	5/16/04	#17 Southern Miss.....	L, 12-11	Home	3/10/18	#19 East Carolina	L, 5-6
Home	4/8/05	#2 Tulane	L, 0-13	Home	3/11/18	#19 East Carolina	L, 2-12
Home	4/9/05	#2 Tulane	L, 5-6	Home	3/21/18	#4 Arkansas.....	W, 6-3
Home	4/10/05	#2 Tulane	L, 3-8	Away	4/14/18	#25 Louisiana Tech.....	W, 9-1
Home	4/23/05	#30 TCU	W, 15-14	Away	4/14/18	#25 Louisiana Tech.....	W, 6-4
Home	4/23/05	#30 TCU	L, 7-27	Away	4/15/18	#25 Louisiana Tech.....	L, 6-10
Home	4/24/05	#30 TCU	L, 3-8	C-USA	5/26/18	#11 Southern Miss.....	W, 7-4
Away	3/28/06	#6 North Carolina	L, 1-3	C-USA	5/27/18	#11 Southern Miss.....	L, 0-6
Home	4/12/06	#1 North Carolina	L, 6-14	Away	2/18/19	#14 Clemson	L, 6-7
Away	4/10/07	#2 North Carolina	L, 3-6	Away	3/6/19	#10 Arkansas	L, 2-9
Away	3/5/08	#3 South Carolina.....	W, 11-2	Home	3/12/19	#2 NC State	L, 5-6
Away	4/16/08	#4 North Carolina	L, 4-5 (12)	Home	3/26/19	#15 Clemson	L, 5-8
Away	2/20/09	#19 Clemson	L, 3-8	Away	3/10/20	#9 NC State	W, 9-8
Away	2/21/09	#19 Clemson	L, 0-4				
Away	2/22/09	#19 Clemson	L, 5-6 (10)				
Away	3/25/09	#5 North Carolina	W, 2-1				

Overall: 26-89
Home: 6-44
Away: 17-32

Neutral: 3-13
C-USA Tourney: 2-7
NCAA Tourney: 1-5



ALL-TIME RESULTS BY SEASON

1979 - Record: 11-25
(H: 7-9, A: 4-16)

Coach: Gary Bartley

Mar. 2	UNC Wilmington	L, 3-5
10	Catawba	L, 1-11
12	Pfeiffer	L, 5-11
14	Wingate	L, 4-12
16	Catawba	W, 13-10
18	California (Pa.)	W, 5-2
18	California (Pa.)	W, 4-0
19	Campbell	L, 0-7
22	at East Carolina	L, 2-5
22	at East Carolina	L, 0-14
23	at Elon	L, 4-8
23	at Elon	L, 0-2
26	at Georgia State	W, 10-5
26	at Georgia State	W, 11-6
29	Davidson	W, 7-5
31	Lenoir-Rhyne	L, 2-5
31	Lenoir-Rhyne	W, 10-5
Apr. 3	at South Carolina	L, 4-10
5	at Pfeiffer	L, 2-8
7	Georgia State	L, 3-4
7	Georgia State	L, 2-13
8	UAB	W, 3-2
8	UAB	L, 7-12
11	at Campbell	L, 3-4
15	at High Point	L, 2-9
15	at High Point	W, 7-0
18	at Wingate	L, 9-13
20	at Coastal Carolina	L, 0-9
20	at Coastal Carolina	L, 2-9
21	at UNC-Wilm.	L, 3-12
23	at Davidson	L, 6-7
25	at North Carolina	L, 1-8
30	Gardner-Webb	W, 3-2
30	Gardner-Webb	W, 4-2
May 5	South Florida@	L, 1-4
6	Georgia State@	L, 3-4

@ Sun Belt Conf. Tournament

1980 - Record: 22-25
(H: 14-12, A: 9-11, N:0-2)

Coach: Gary Bartley

Mar. 7	Wake Forest	L, 4-7
9	Western Car.	L, 3-5 (7)
9	Western Car.	W, 8-5 (7)
12	East Carolina	L, 3-5
15	VCU	L, 1-6
15	VCU	L, 3-15
16	Ohio University	L, 1-4
19	at South Carolina	L, 0-9
21	Fairmont State	W, 7-3
22	at Lenoir-Rhyne	L, 8-14
22	at Lenoir-Rhyne	L, 5-7
23	at Wingate	L, 4-14
23	at Wingate	W, 9-3
25	Oberlin	W, 20-3
26	Appalachian State	L, 3-6
27	Pembroke State	L, 1-4
29	Howard	W, 7-4
29	West Chester St.	L, 1-3
31	Virginia Tech	L, 1-7
31	Virginia Tech	W, 5-4
Apr. 1	Norwich	W, 7-0
3	at Wake Forest	W, 7-4
5	Georgia State	L, 0-5
5	Georgia State	W, 5-4
6	Juniata	W, 5-4 (7)
6	Juniata	W, 9-3 (7)
7	Campbell	W, 7-6
8	Davis & Elkins	L, 1-4
9	Juniata	W, 8-6
10	Davidson	W, 5-2
11	Davis & Elkins	W, 5-3
12	at Baptist College	L, 0-4
12	at Baptist College	W, 1-0
14	at North Carolina	L, 0-15
17	at Winthrop	L, 0-3
18	at Georgia St.	L, 0-9
18	at Georgia State	W, 5-2
22	at Davidson	L, 3-7
23	at Pembroke State	W, 6-3
25	at East Carolina	L, 2-3
26	at Campbell	L, 6-15
26	at Campbell	W, 11-9
May 2	at Appalachian State	W, 8-5
3	at Gardner-Webb	W, 4-1
3	at Gardner-Webb	W, 1-0
9	vs. Georgia State@	L, 5-17
10	vs. VCU@	L, 5-6

@ - SBC Tournament (Mobile, Ala.)

1981 - Record: 22-32
(H: 14-18, A: 7-12, N: 1-2)

Sun Belt: 7-8

Coach: Gary Bartley

Mar. 9	at Baptist	L, 2-3
9	at Baptist	W, 6-1
10	Baptist	L, 3-12
11	Elon	L, 3-8
11	Elon	L, 2-4
13	VCU *	W, 4-3
13	VCU *	W, 6-0
14	Marshall	L, 3-7
14	Marshall	L, 0-13
15	West Va. State	L, 0-16
15	West Va. State	W, 9-4
17	Fairmont State	W, 18-6
18	Gardner-Webb	W, 7-3
18	Gardner-Webb	L, 5-7
20	St. Augustine's	Forfeit
20	St. Augustine's	Forfeit
21	Howard	L, 1-11
22	Howard	L, 7-9 (7)
24	Lenoir-Rhyne	W, 11-2
24	Lenoir-Rhyne	W, 6-5
25	Appalachian State	L, 12-20
25	Appalachian State	L, 3-4
26	Davidson	L, 1-15
28	at UAB *	L, 0-7
28	at UAB *	L, 1-7
31	Wingate	W, 8-6
Apr. 1	Campbell	L, 0-11
1	Campbell	L, 4-5
3	East Carolina	L, 0-11
4	Georgia State *	L, 7-8 (8)
4	Georgia State *	W, 11-4
9	Winthrop	W, 6-1
10	North Carolina	L, 4-6
12	UAB *	L, 3-12 (7)
12	UAB *	L, 1-4 (7)
13	at Wingate	L, 1-13
14	at Appalachian St.	W, 12-7
15	at Wake Forest	L, 7-13
18	at VCU *	Forfeit
18	at VCU *	W, 8-7
20	at Winthrop	L, 4-12
21	at Pembroke State	W, 8-7
23	Campbell	W, 7-5 (8)
24	at East Carolina	L, 1-13
26	at Coastal Car.	W, 3-2 (8)
26	at Coastal Carolina	W, 3-2
27	at Virginia Tech	L, 1-8
27	at Virginia Tech	L, 1-10
29	at Davidson	L, 4-8
May 2	at Georgia State *	W, 3-1
3	at Georgia State*	L, 1-10
8	vs South Florida@	L, 3-16
9	vs UAB@	W, 4-2
9	vs South Ala.@	L, 7-12

* - Sun Belt Conference Game
@- SBC Tourney (Birmingham, Ala.)

1982 - Record: 17-26-1
(H: 11-9, A: 6-16-1, N: 0-1)

Sun Belt: 4-4

Coach: Gary Robinson

Mar. 1	at Francis-Marion	L, 4-19
2	at Pembroke	T, 8-8
8	NC State	L, 0-5
8	NC State	L, 0-10
10	California (Pa.)	L, 5-13
10	California (Pa.)	W, 9-2
12	VCU *	W, 4-3
12	VCU *	W, 10-0
13	at Wingate	W, 13-9
17	Gardner-Webb	W, 11-2
17	Gardner-Webb	W, 6-3
18	Appalachian State	W, 9-5
20	Ohio University	L, 8-12
22	Wingate	W, 8-5
23	at North Carolina	L, 2-10
24	at Georgia State	L, 2-3
24	at Georgia State	W, 2-1
27	at UAB *	L, 5-7
27	at UAB *	W, 5-1
28	at West Georgia	L, 5-9 (7)
31	Davidson	W, 9-7
Apr. 1	at Wake Forest	L, 5-9
2	Pfeiffer	L, 4-15 (7)
4	UAB *	L, 2-5
4	UAB *	L, 7-18
7	at VCU *	W, 19-7
7	at VCU *	L, 3-9
8	Winthrop	W, 10-9
12	Georgia Tech	L, 9-12 (13)
13	at Gardner-Webb	W, 9-1
13	at Gardner-Webb	L, 4-5
14	at Pfeiffer	W, 14-2
18	at East Carolina	L, 7-14
19	at Campbell	L, 6-8
22	Campbell	L, 8-11
24	Georgia State	W, 12-5
24	Georgia State	W, 9-6
25	at Winthrop	L, 2-10
28	at Davidson	L, 2-4
30	at Western Carolina	L, 5-9
30	at Western Carolina	L, 6-10
May 2	at Elon	L, 5-7
7	at South Florida @	L, 0-10
8	vs UAB @	L, 1-8

* - Sun Belt Conference Game
@- SBC Tournament (Tampa, Fla.)



ALL-TIME RESULTS BY SEASON

1983 - Record: 21-18
(H: 16-8, A: 5-10)
Sun Belt: 9-7

Coach: Gary Robinson

Feb. 27	Catawba	W, 3-1
	Catawba	L, 5-8
Mar. 2	Elon	W, 11-2
	4 at Campbell	L, 3-13
	9 at South Carolina	L, 2-9
10	Blooms. St.	W, 12-11 (8)
12	Appalachian State	W, 11-7
13	at NC State	W, 10-7 (8)
13	at NC State	L, 3-4 (6)
15	George Mason	W, 13-12
16	Fairleigh-Dickinson	W, 12-2
20	Ohio University	L, 5-9
26	at Jacksonville*	W, 3-1
26	at Jacksonville*	L, 6-7
30	at Virginia Tech	L, 3-7
Apr. 2	at Old Dominion*	L, 4-7
	2 at Old Dominion*	L, 5-10
	3 at Old Dominion*	L, 2-12
	5 Wingate	W, 8-3
	6 at Winthrop	L, 0-6
10	Jacksonville*	W, 9-3
11	Jacksonville*	L, 3-7
11	Jacksonville*	W, 10-9
13	at Appalachian State	L, 1-3
14	Wake Forest	L, 2-6
17	at VCU*	W, 4-3
17	at VCU*	W, 10-2
18	at VCU*	W, 10-7
20	Campbell	L, 9-10
21	Winthrop	W, 11-2
25	Old Dominion*	L, 4-7
25	Old Dominion*	L, 6-7
27	Davidson	W, 13-12
28	South Carolina	L, 4-8 (10)
30	VCU*	W, 10-1
30	VCU*	W, 9-5
May 1	VCU*	W, 9-8
	2 Gardner-Webb	W, 14-2
	2 Gardner-Webb	W, 9-2

* - Sun Belt East Division Game

1984 - Record: 27-22
(H: 16-12, A: 9-10, N: 2-0,
Sun Belt: 11-7

Coach: Gary Robinson

Feb. 25	Catawba	W, 8-1
	25 Catawba	W, 9-1
	26 Furman	L, 5-9
Mar. 2	at South Carolina	L, 2-15
	4 at Catawba	W, 12-1
	4 at Catawba	W, 11-3
	5 at Campbell	L, 3-6
	8 at Furman	L, 8-9
10	NC State	L, 0-10 (8)
10	NC State	L, 2-4
11	Connecticut	W, 7-6
14	Old Dominion*	W, 3-2
15	Old Dominion*	W, 6-4
15	Old Dominion*	L, 0-1
17	Assumption	L, 4-5 (7)
17	Howard	W, 7-6
18	Wake Forest	L, 5-6
19	Wingate	L, 3-6
21	Davidson	W, 6-3
22	N.C. A&T	W, 13-2
24	at Jacksonville*	L, 0-6
24	at Jacksonville*	L, 2-4
25	at Jacksonville*	W, 21-19 (11)
28	at North Carolina	L, 5-9
31	Jacksonville*	W, 11-2
31	Jacksonville*	W, 4-3
Apr. 1	Jacksonville*	W, 3-2
	5 North Carolina	L, 3-5
	7 at Old Dominion* W, 2-0 (7)	
	7 at Old Dominion* L, 2-3 (8)	
	8 at Old Dominion* W, 7-5	
	12 Duke	W, 7-3
	14 VCU*	L, 2-4
	15 VCU*	L, 0-2
	15 VCU*	W, 15-4
	17 at Wingate	W, 17-13
	18 at Virginia Tech	W, 7-6
	19 Gardner-Webb	W, 5-2
	19 Gardner-Webb	W, 6-2
	24 Campbell	W, 5-3
	25 South Carolina	L, 4-6
	28 at VCU*	L, 5-6 (8)
	28 at VCU*	W, 3-0
	29 at VCU*	W, 9-6
May 6	Virginia Tech	L, 2-3 (10)
	11 South Florida@	W, 13-7
	12 Old Dominion@	W, 12-4
	13 South Alabama@	L, 4-13
	13 South Alabama@	L, 8-11

* - Sun Belt Conference Game

@ - SBC Tournament (Mobile, Ala.)

1985 - Record: 34-28
(H: 27-11, A: 7-17)
Sun Belt: 8-10

Coach: Gary Robinson

Feb. 22	Western Car.	L, 1-3 (12)
	22 Western Car.	W, 6-4 (5)
	23 Francis Marion	W, 5-3
	24 at South Carolina	L, 1-16
	28 at Clemson	W, 4-3
Mar. 1	Wake Forest	W, 4-3
	2 at NC State	L, 10-16
	4 at Wake Forest	W, 7-3
	5 at NC Wilmington	L, 3-5 (11)
	6 at Francis Marion	L, 2-4
	7 Mount Union	W, 8-3
	7 Mount Union	W, 18-2
	8 South Carolina	W, 8-2
	9 Clemson	L, 3-4 (10)
	10 Elon	W, 9-3
	12 at Furman	L, 7-15
	13 Assumption	W, 8-7 (7)
	13 Assumption	W, 25-3 (7)
	14 St. Augustine	W, 12-8
	16 Old Dominion*	L, 2-5
	16 Old Dominion*	W, 6-5
	17 Old Dominion*	W, 10-4
	20 N.C. A&T	W, 9-1
	21 at NC Wesleyan	L, 12-14 (8)
	23 at Jacksonville*	W, 17-4
	23 at Jacksonville*	L, 6-10
	24 at Jacksonville*	L, 10-19
	26 at Davidson	L, 10-11
	27 at Virginia Tech	L, 2-3
	28 NC State	L, 3-7
	30 Jacksonville*	W, 5-2
	30 Jacksonville*	L, 3-6
	31 Jacksonville*	W, 10-4
Apr. 2	at Campbell	L, 14-16
	3 Davidson	L, 8-10
	4 Pfeiffer	W, 17-12
	6 at Old Dominion*	L, 1-13
	6 at Old Dominion*	L, 3-19
	7 at Old Dominion*	L, 4-6
	9 Virginia Tech	L, 3-4
	10 Coastal Carolina	W, 12-8
	11 at North Carolina	L, 2-11
	13 at VCU*	L, 6-7
	13 at VCU*	L, 12-13
	14 at VCU*	W, 12-11
	16 at Coastal Carolina	W, 9-8
	17 Campbell	W, 5-3
	18 Catawba	W, 15-5
	20 VCU*	L, 2-5
	20 VCU*	W, 4-0
	21 VCU*	W, 11-10
	24 Liberty	L, 6-8
	24 Furman	L, 6-8 (7)
	25 at Catawba	W, 21-8
	26 UNC Asheville	W, 5-1
	26 UNC Asheville	W, 5-0
	27 NC Wesleyan	W, 9-1
May 4	Florida Atlantic	L, 2-4
	5 UNC Asheville	W, 13-0
	5 UNC Asheville	W, 4-1
	6 at Davidson	W, 7-3
	7 Davidson	W, 7-4

* - Sun Belt Conf. Game

1986 - Record: 35-25
(H: 23-10, A: 12-15)
Sun Belt: 8-10

Coach: Gary Robinson

Feb. 21	Western Carolina	W, 7-5
	26 NC A & T	W, 6-0
	27 at Catawba	W, 9-1
	28 NC Wesleyan	W, 4-2
Mar. 1	Francis Marion	W, 12-1
	2 Elon	L, 2-6
	4 UNC Wilmington	W, 9-5
	5 UNC Wilmington	W, 15-6
	6 at NC State	L, 11-17
	7 at Furman	W, 11-8
	8 at Coastal Carolina	L, 6-7
	9 at Francis Marion	W, 8-2
	10 at Catawba	W, 12-8
	11 Connecticut	W, 8-7
	12 George Mason	W, 17-6 (8)
	15 at Old Dominion*	L, 11-22
	15 at Old Dominion*	W, 8-5
	16 at Old Dominion*	L, 4-6
	17 Vermont	W, 3-2
	22 Jacksonville*	W, 6-5
	22 Jacksonville*	L, 5-6
	23 Jacksonville*	L, 7-8 (12)
	25 South Carolina	L, 4-7
	26 at South Carolina	L, 1-6
	27 Youngstown St.	L, 6-8
	27 Youngstown St.	W, 5-2 (5)
	29 at Jacksonville*	L, 2-3
	29 at Jacksonville*	L, 1-2
	30 at Jacksonville*	L, 2-6
Apr. 2	Catawba	W, 8-6
	3 at North Carolina	W, 8-6
	5 at Liberty	L, 0-8
	6 Pfeiffer	W, 12-4
	7 at Campbell	L, 8-9
	8 North Carolina	L, 8-11
	11 at NC Wesleyan	L, 8-9
	13 at VCU*	W, 15-1
	13 at VCU*	W, 4-3
	14 at VCU*	L, 4-8
	15 at Wake Forest	W, 19-3
	16 UNC Asheville	W, 4-0
	17 Virginia Tech	W, 7-4
	19 Old Dominion*	W, 5-0
	19 Old Dominion*	W, 9-4
	20 Old Dominion*	L, 4-8
	23 Furman	W, 7-1
	24 at Clemson	L, 7-9
	26 VCU*	W, 14-7
	26 VCU*	W, 6-5
	27 VCU*	L, 2-4
	29 Coastal Carolina	L, 4-13
	30 Wake Forest	W, 9-5
May 1	Davidson	W, 10-2
	2 Davidson	W, 11-8
	8 Campbell	L, 3-6
	9 at Davidson	W, 6-2
	9 at Davidson	W, 8-4
	10 NC State	W, 10-9
	13 vs. South Alabama@	L, 3-7
	14 vs. VCU@	L, 0-9

* - Sun Belt Conference Game

@ - SBC Tournament (Tampa, Fla.)



ALL-TIME RESULTS BY SEASON

1987 - Record: 24-25
(H: 17-12, A: 7-13)
Sun Belt: 8-10

Coach: Gary Robinson

Feb. 21	Western Carolina	W, 5-0
21	Western Carolina	W, 3-2
24	North Carolina	W, 6-3
Mar. 3	at North Carolina	L, 1-13
4	at Duke	L, 0-15 (7)
5	Elon	W, 6-3
6	Duke	L, 5-9
7	at Furman	W, 17-3
11	George Mason	W, 3-2 (10)
13	at Jacksonville*	L, 0-4
14	at Jacksonville*	L, 0-1
14	at Jacksonville*	L, 5-8
16	at Florida State	L, 1-9
17	at Florida State	L, 5-14
21	Old Dominion*	L, 4-5
21	Old Dominion*	W, 4-2
22	Old Dominion*	L, 2-5
26	at NC Wesleyan	L, 5-8
28	at VCU*	W, 13-2
29	at VCU*	W, 7-6 (8)
29	at VCU*	L, 7-9
31	Clemson	L, 1-25 (7)
Apr. 1	at Davidson	L, 7-10
2	N.C. Wesleyan	L, 5-7
4	Jacksonville*	W, 6-4
4	Jacksonville*	W, 5-1
5	Jacksonville*	L, 0-4
8	at N.C. State	W, 6-5
9	Campbell	W, 8-5
11	VCU*	W, 1-0 (8)
11	VCU*	W, 3-2
12	VCU*	W, 10-4
14	UNC Asheville	W, 17-2
18	at Old Dominion*	L, 0-1
18	at Old Dominion*	L, 1-2
19	at Old Dominion*	L, 3-8
21	Furman	W, 13-4
22	at Wake Forest	W, 7-4
26	Coastal Carolina	L, 2-4
27	Liberty	L, 7-8 (12)
28	Virginia Tech	W, 7-1
29	Wake Forest	W, 12-11
30	Davidson	L, 4-11
May 1	at Davidson	W, 10-8 (7)
2	Davidson	W, 2-1 (8)
7	at Virginia Tech	W, 8-6
9	Memphis State@	L, 0-9
10	Western Ky.@	L, 4-9
11	So. Miss	L, 2-4 (7)

* - Sun Belt Conference Game
@ - Charlotte Invitational

1988 - Record: 28-27-1
(H: 20-11, A: 8-16-1)
Sun Belt: 7-10-1

Coach: Gary Robinson

Feb. 21	Coastal Carolina	L, 2-8
22	Coastal Carolina	W, 11-4
24	at Clemson	L, 6-23
26	Richmond	L, 2-7
29	Gardner-Webb	W, 8-7
Mar. 1	at High Point	W, 7-1
2	at NC State	W, 10-5
4	Atlantic Christian	W, 3-2
5	Clemson	L, 4-9
6	George Mason	W, 4-3
7	George Mason	W, 2-0
8	Western Michigan	W, 9-7
11	at Jacksonville *	L, 6-10
12	at Jacksonville *	L, 2-5
12	at Jacksonville *	L, 4-5
14	at North Florida	L, 4-15
15	at Florida	L, 2-5
16	at Florida	L, 2-9
19	Old Dominion *	W, 8-3
20	Old Dominion *	W, 7-6
20	Old Dominion *	W, 3-2
23	at Wake Forest	L, 3-17
24	NC State	L, 0-9
26	at VCU *	T, 1-1 (5)
27	at VCU *	L, 0-1
27	at VCU *	L, 2-10
29	at Davidson	W, 17-8
30	at Furman	L, 6-8
31	at UNC Wilmington	W, 6-2
Apr. 2	Jacksonville *	W, 4-0
2	Jacksonville *	L, 2-3
3	Jacksonville *	L, 3-9
5	at South Carolina	L, 7-15
7	North Carolina	L, 6-14
9	at Old Dominion *	W, 1-0
9	at Old Dominion *	W, 5-0
10	at Old Dominion *	W, 4-0
13	South Carolina	L, 5-6
14	Pfeiffer	W, 5-1
17	Elon	W, 12-7
18	Davidson	W, 13-4
20	at North Carolina	W, 4-3
22	High Point	W, 13-5
23	VCU *	L, 1-13
24	VCU *	L, 3-6
24	VCU *	L, 3-4
26	Wake Forest	W, 2-1
27	Furman	W, 4-3
29	at Virginia Tech	L, 3-25
May 6	Davidson &	W, 15-5
7	UNC Wilmington&	W, 11-5
7	Florida Int'l.&	W, 2-0
8	UNC Wilmington&	W, 6-3
8	Davidson&	L, 2-5
18	at Western Ky.@	L, 2-10
19	vs. VCU@	L, 0-9

* - Sun Belt Conference Game
& - Joe Tomanchek Memorial Inv.
(Charlotte, N.C.)
@ - SBC Tournament
(Bowling Green, Ky.)

1989 - Record: 32-16-1
(H:14-5, A:15-10-1, N:3-1)
Sun Belt: 8-8

Coach: Gary Robinson

Mar. 5	Pfeiffer	W, 8-0
5	Pfeiffer	W, 7-3
9	at Coastal Carolina	L, 7-8
10	at Gardner-Webb	W, 22-4
12	at Catawba	W, 9-0
13	at Wofford	W, 18-12
14	at Augusta	W, 6-1
15	at Augusta	W, 10-3
16	vs. Southern Ind.!	W, 16-7
18	at Jacksonville*	L, 4-10
18	at Jacksonville*	L, 4-5
19	at Jacksonville*	L, 3-4
25	at VCU*	W, 3-1
25	at VCU*	W, 7-4
26	at VCU*	L, 0-5
28	at UNC Wilmington	W, 10-5
29	at NC State	L, 5-9
30	UNC Asheville	W, 6-4
Apr. 1	Jacksonville*	W, 13-0
1	Jacksonville*	L, 1-3
2	Jacksonville*	L, 0-2
9	Old Dominion*	L, 1-3
9	Old Dominion*	W, 1-0
11	Campbell	W, 2-0
12	Gardner-Webb	W, 8-2
13	NC State	L, 4-10
16	VCU*	W, 4-1
16	VCU*	W, 2-0
17	at UNC Asheville	W, 8-5
19	Pfeiffer	W, 19-5
20	at Davidson	W, 3-1
22	at Old Dominion*	L, 1-9
22	at Old Dominion*	W, 7-3
23	at Old Dominion*	W, 6-2
24	Wofford	L, 4-5
25	at Pfeiffer	W, 7-0
26	Lenoir-Rhyne	W, 10-2
27	at North Carolina	T, 4-4
28	Wake Forest	W, 5-1
29	Saint Andrews	W, 9-4
30	Elon	W, 9-2
May 10	at Wake Forest	L, 1-3
10	at Wake Forest	W, 11-5
11	at Virginia Tech	W, 2-1
12	at South Carolina	L, 5-8
17	vs. So. Florida@	W, 13-3
18	vs. UAB@	W, 14-12
19	at Jacksonville@	L, 2-7
19	vs. South Alabama@L	0-6

! - Game Played in Savannah, Ga.
* - Sun Belt Conference Game
@ - SBC Tourney (Jacksonville, Fla.)

1990 - Record: 33-29
(H: 26-10, A: 7-18, N: 0-1)
Sun Belt: 8-9

Coach: Gary Robinson

Feb. 21	at Coastal Carolina	L, 1-6
23	Pfeiffer	W, 16-1
24	George Mason	W, 7-4
24	George Mason	W, 7-4
25	George Mason	W, 12-5
26	at Gardner-Webb	W, 13-3
28	at Wake Forest	L, 0-4
Mar. 1	Davidson	W, 8-4
3	at Davidson	L, 2-3
4	at Davidson	W, 5-3 (8)
5	at North Carolina	L, 1-2
6	Elon	L, 1-5
8	at High Point	L, 7-12
9	Campbell	W, 11-0
10	Richmond	W, 17-8
11	Connecticut	W, 2-1
12	Connecticut	W, 8-3
14	Providence	W, 4-0
15	at UNC Wilmington	L, 1-3
17	at Jacksonville*	W, 7-0
17	at Jacksonville*	L, 6-7
18	at Jacksonville*	L, 0-7
20	Lenoir-Rhyne	W, 3-2
21	at South Carolina	L, 4-16
22	at Catawba	L, 1-6
23	Pfeiffer	W, 13-3
24	Jacksonville*	W, 8-2
24	Jacksonville*	L, 1-9
25	Jacksonville*	L, 0-1
27	Catawba	W, 4-3
28	at NC State	L, 7-9
Apr. 3	at UNC Asheville	L, 9-14
4	NC State	L, 1-6
5	South Carolina	W, 7-5
7	at Old Dominion*	L, 2-4
7	at Old Dominion*	L, 4-5
8	at Old Dominion*	L, 3-7
10	North Carolina	L, 1-4
12	Gardner-Webb	W, 8-4
14	at VCU*	L, 1-2 (8)
14	at VCU*	W, 3-2
17	UNC Asheville	L, 5-8
18	Wake Forest	L, 0-5
19	UNC Wilmington	L, 0-4
21	VCU*	W, 6-0
21	VCU*	W, 14-4
22	VCU*	W, 2-0
24	N.C. A&T	W, 9-0
24	N.C. A&T	W, 16-0 (5)
25	High Point	W, 3-0
27	at Davidson	W, 17-10
28	Davidson	W, 7-6
29	Davidson	L, 0-2
May 5	Virginia Tech.	W, 5-4 (12)
6	at Virginia Tech	L, 1-10
7	Old Dominion*	W, 6-3
7	Old Dominion*	L, 2-3
8	Old Dominion*	W, 3-2
9	Coastal Car.	W, 15-14 (11)
14	at Nicholls St.	W, 6-5 (10)
16	at South Alabama@	L, 0-3
17	vs. So. Florida@	L, 3-4 (12)

* - Sun Belt Conference Game
@ - SBC Tournament (Mobile, Ala.)



ALL-TIME RESULTS BY SEASON

1991 - Record: 29-28
(H: 22-14, A: 7-13, N: 0-1)
Sun Belt: 4-12

Coach: Gary Robinson

Feb. 13	at Davidson	W, 15-5
15	George Wash.	L, 4-12
16	George Wash.	W, 8-2
17	George Wash.	L, 6-7
18	at Coastal Carolina	W, 6-5
23	George Mason	W, 9-2 (7)
23	George Mason	L, 5-8
24	George Mason	W, 11-7
25	Virginia Tech.	L, 1-0
26	at Belmont Abbey	L, 2-4
28	at South Carolina	L, 3-8
Mar. 1	South Carolina	W, 8-7 (10)
5	at Wake Forest	L, 2-8
7	James Madison	L, 5-18
9	James Madison	L, 6-11
10	James Madison	L, 8-13
11	at UNCG	W, 25-11
12	at N.C. A&T	W, 11-4
14	at UNC Wilmington	L, 6-9
16	at Jacksonville*	L, 1-6
16	at Jacksonville*	L, 1-3
19	at Pfeiffer	W, 9-6
20	at Virginia Tech	L, 4-9
23	Jacksonville*	L, 2-5
23	Jacksonville*	W, 3-1
24	Jacksonville*	L, 2-8
26	Catawba	L, 7-10
28	Pfeiffer	W, 11-8
30	Old Dominion*	L, 6-15
30	Old Dominion*	L, 7-8
31	Old Dominion*	W, 8-7
Apr. 2	Belmont Abbey	W, 16-1
3	at UNC Asheville	W, 13-3
6	at Old Dominion*	L, 2-4
6	at Old Dominion*	L, 4-5
7	at Old Dominion*	L, 8-10
9	UNC Greensboro	W, 5-1
10	North Carolina	W, 14-12
11	Lenoir-Rhyne	W, 5-3
11	N.C. A&T	W, 13-3
13	at VCU*	L, 3-5
13	at VCU*	W, 11-2
16	Gardner-Webb	W, 11-4
17	at N.C. State	L, 0-5
18	Wake Forest	W, 5-0
20	VCU*	L, 1-2
21	VCU*	W, 5-4
21	VCU*	L, 3-8
22	UNC Asheville	W, 6-5
24	vs. Davidson&	L, 5-6
26	Davidson	L, 5-6
26	Davidson	W, 6-3
27	Davidson	W, 5-1
27	Davidson	W, 10-1
May 6	Coastal Carolina	W, 2-1
7	at N. Carolina	L, 4-5 (12)
8	N.C. State	W, 3-1

* - Sun Belt Conference Game
& - at Knights Castle (Ft. Mill, S.C.)

1992 - Record: 29-30
(H: 17-12, A: 10-14, N: 2-4)
Metro: 8-10

Coach: Jeff Edmonds

Jan. 31	at FIU	W, 14-7
Feb. 1	at FIU	L, 2-4
1	at FIU	W, 9-4
2	at FIU	L, 10-11
8	Davidson	W, 7-4
9	at Davidson	L, 7-8
18	at Coastal Car.	W, 11-9
21	vs. E. Tennessee St.	L, 7-12
22	vs. George Mason	L, 1-8
26	Davidson	L, 4-5
29	UNC Wilmington	L, 10-13
Mar. 1	at USC-Aiken	W, 5-3
4	South Carolina	W, 2-1
5	at South Carolina	L, 0-11
7	Columbia	W, 9-8
7	Columbia	W, 8-0
8	Columbia	W, 9-6
10	at Georgia	L, 10-13
13	at UNCW	W, 5-1
14	Tulane*	W, 9-8
14	Tulane*	L, 0-2
15	Tulane*	W, 2-1
17	at Pfeiffer	L, 4-6
18	at UNCG	W, 25-3
21	at Louisville*	L, 14-20
21	at Louisville*	L, 5-8
22	at Louisville*	W, 9-5
24	Georgia	L, 2-8
27	at VCU*	L, 4-8
28	at VCU*	L, 2-6
29	at VCU*	W, 9-8
31	at Wake Forest	W, 7-3
Apr. 1	UNC Asheville	W, 6-5
1	UNC Asheville	W, 11-6
3	Pfeiffer	W, 8-6
5	N.C. A&T	W, 6-3
5	N.C. A&T	W, 10-3
7	UNC Greensboro	L, 6-8
8	North Carolina	W, 11-4
8	North Carolina	L, 0-15
10	at Southern Miss*	L, 5-16
11	at Southern Miss*	L, 6-16
12	at Southern Miss*	W, 10-9
14	Wake Forest	L, 2-5
17	Virginia Tech*	L, 1-16
18	Virginia Tech*	W, 3-2
19	Virginia Tech*	L, 10-14
23	at Davidson	L, 6-8
24	Davidson	W, 13-11
25	vs. Davidson	L, 0-3
May 4	Coastal Carolina	L, 2-6
5	N.C. State	L, 2-5
9	South Florida*	W, 4-2
9	South Florida*	L, 0-5
10	South Florida*	W, 10-4
13	vs. Virginia Tech@	L, 4-9
14	vs. S. Florida@	W, 14-6
15	vs. VCU@	W, 16-7
16	vs. Tulane@	L, 13-15

* - Metro Conference Game
@ - Metro Tourn. (New Orleans, La.)

1993 - Record: 26-32
(H: 15-11, A: 8-19, N: 3-2)
Metro: 6-11

Coach: Loren Hibbs

Feb. 13	at Western Car.	W, 11-9
14	at Western Car.	L, 6-10
19	vs. Citadel	L, 5-8
19	at USC-Aiken	L, 3-6
21	at East Carolina	L, 2-12
24	at Coastal Carolina	W, 9-6
28	UNC Wilmington	W, 4-2
Mar. 2	at UNCG	L, 2-4
6	West Virginia	W, 15-9
6	West Virginia	L, 4-5 (7)
7	West Virginia	W, 12-6
10	at Catawba	L, 3-6
11	Winthrop	W, 7-5
11	William & Mary	L, 2-5
16	Yale	W, 3-2 (7)
16	Yale	L, 3-4 (7)
19	Eastern Illinois	L, 4-7
20	at South Carolina	L, 2-9
21	South Carolina	L, 3-11
24	at Wake Forest	W, 7-4
28	Louisville*	W, 5-4
28	Louisville*	W, 4-1 (7)
30	Davidson	W, 8-7
31	UNC Asheville	W, 7-5
Apr. 2	at South Florida*	L, 4-17
3	at South Florida*	L, 2-3
4	at South Florida*	L, 1-8
7	at Winthrop	L, 5-7
8	N.C. A&T	W, 7-4
13	UNC Greensboro	W, 6-2
14	at UNC Asheville	W, 8-2
16	at Virginia Tech*	L, 2-5
17	at Virginia Tech*	W, 10-8
18	at Virginia Tech*	L, 4-16
20	at Davidson	W, 11-7
22	Wake Forest	L, 3-4
23	Southern Miss*	L, 5-8
24	Southern Miss*	L, 1-13
25	Southern Miss*	L, 2-11
29	VCU*	W, 9-8
29	VCU*	W, 5-0 (7)
30	VCU*	W, 9-3
May 1	East Carolina	L, 2-8
9	at UNCW	L, 4-6
10	Coastal Carolina	W, 15-5
12	N.C. State	L, 1-5
13	at Clemson	L, 5-12
15	at Tulane*	L, 0-4
15	at Tulane*	L, 8-14 (7)
16	at Tulane*	L, 4-12
20	vs. Tulane@	W, 5-3
21	vs. South Florida@	W, 3-2
22	at VCU@	L, 4-11
22	vs. So. Miss@	W, 11-2
23	at VCU@	W, 7-3
23	at VCU@	W, 13-6
26	at #20 Tennessee!	L, 4-7
27	vs. Rutgers!	L, 1-5

* - Metro Conference Game
@ - Metro Tourn. (Richmond, Va.)
! - NCAA Mideast Regional (Knoxville, Tenn.)

1994 - Record: 31-25
(H: 17-13, A: 13-10, N: 1-2)
Metro: 12-5

Coach: Loren Hibbs

Feb. 10	at Florida A&M	L, 9-11
12	at Citadel	L, 1-3
13	at Citadel	W, 8-5
16	at Davidson	W, 5-4 (10)
18	George Wash.	W, 5-4
19	George Wash.	L, 4-5
20	George Wash.	L, 4-7
25	Campbell	W, 6-3
26	Appalachian State	W, 4-2
26	Appalachian State	L, 4-6
27	UNC Asheville	L, 0-6
Mar. 3	Western Carolina	L, 5-14
4	Western Carolina	L, 3-7
5	at UNC Asheville	W, 17-4
6	UNC Wilmington	W, 6-2
8	UNC Greensboro	W, 2-1
11	South Carolina	W, 6-5 (11)
12	at South Carolina	L, 2-14
15	at UNCW	L, 3-4
18	Florida A&M	W, 7-0
19	Florida A&M	W, 4-3
19	Youngstown State	W, 12-6
20	Youngstown State	L, 4-5
20	Youngstown State	W, 4-3
22	at UNCG	W, 1-0
25	Virginia Tech*	W, 8-5
26	Virginia Tech*	W, 18-2
29	at Appalachian State	L, 5-9
Apr. 1	at So. Miss* W, 18-13 (10)	
2	at Southern Miss*	W, 7-5
3	at Southern Miss*	L, 2-4
6	Winthrop	L, 4-9 (12)
8	South Florida*	L, 3-4
9	South Florida*	L, 2-7
10	South Florida*	L, 3-11
12	Coastal Carolina	L, 2-4
13	at Winthrop	W, 10-9
16	at VCU*	W, 11-9
16	at VCU*	W, 10-0
17	at VCU*	L, 8-10
20	at Campbell	W, 7-0
23	Tulane*	W, 9-3
23	Tulane*	W, 4-0
24	Tulane*	W, 15-7
27	at Coastal Carolina	L, 4-7
29	Troy State	W, 5-2
30	Troy State	W, 7-0
May 8	Davidson	L, 6-8
9	at Winthrop	L, 3-6
11	at N.C. State	L, 3-4
13	at Louisville*	W, 13-4
14	at Louisville*	W, 11-5
15	at Louisville*	W, 11-4
19	vs. Tulane@	W, 6-4
20	vs. Virginia Tech@	L, 1-4
21	vs. So. Miss@	L, 1-5 (10)

* - Metro Conference Game
@ - Metro Tourn. (Louisville, Ky.)



ALL-TIME RESULTS BY SEASON

1995 - Record: 36-21
(H: 24-7, A: 12-14)
Metro: 11-7

Coach: Loren Hibbs

Feb. 18	Morehead St.	W, 4-3 (10)
19	Morehead State	W, 11-0
19	Morehead St.	W, 6-1 (7)
23	UNC Asheville	W, 12-1
25	at Virginia	W, 12-2
26	at Virginia	W, 4-2
Mar. 1	Davidson	L, 2-7
2	South Carolina	W, 7-4
4	James Madison	L, 3-4 (10)
5	James Madison	W, 5-3
8	at South Carolina	L, 3-5
9	Appalachian State	W, 32-9
11	Illinois State	W, 3-0
12	Illinois State	W, 5-2
13	Illinois State	L, 1-8
14	Liberty	L, 1-3
15	Richmond	L, 0-3
16	Liberty	W, 12-1
18	at #10 Tennessee	W, 7-5
19	at #10 Tennessee	L, 7-9
21	Campbell	W, 15-3
22	Radford	L, 6-9
24	at Virginia Tech*	W, 9-3
25	at Virginia Tech*	L, 7-10
26	at Virginia Tech*	L, 2-3 (10)
27	Howard	W, 23-2
28	at Furman	W, 14-7
29	at App. State	L, 8-9 (7)
29	at App. State	W, 4-2 (7)
31	VCU*	W, 5-3
Apr. 1	VCU*	W, 5-4
2	VCU*	W, 10-1
4	Winthrop	W, 11-3
5	at Radford	L, 5-10
7	at Campbell	W, 12-10
10	at Wake Forest	L, 3-7
14	at South Fla.*	L, 2-3 (11)
15	at South Florida*	W, 7-6
16	at South Florida*	L, 5-10
19	at Wake Forest	L, 7-16
21	at Tulane*	W, 4-3
22	at Tulane*	L, 5-11
23	at Tulane*	L, 3-4
26	Wake Forest	W, 5-2 (7)
26	Wake Forest	W, 2-1 (11)
28	Southern Miss*	W, 7-1
29	Southern Miss*	W, 11-4
30	Southern Miss*	L, 3-4
May 9	at Davidson	W, 8-1
10	at UNCG	W, 2-0 (7)
10	at UNCG	W, 6-2 (7)
12	Louisville*	W, 13-6
13	Louisville*	W, 9-3
14	Louisville*	W, 10-9
17	vs. VCU@	W, 9-0
18	vs. South Florida@	L, 3-12
19	vs. Tulane@	L, 2-3

* - Metro Conference Game
@ - Metro Tourney (Charlotte, N.C.)

1996 - Record: 29-30
(H: 22-11, A: 4-17, N: 3-2)
C-USA: 11-13

Coach: Loren Hibbs

Feb. 10	at Troy State	L, 0-10
11	at Troy State	L, 5-12
13	at South Carolina	L, 13-17
17	at Georgia State	L, 7-16 (7)
17	at Georgia State	L, 6-13 (7)
21	Greensboro Coll.	W, 13-6
23	Howard	W, 20-1
24	Howard	W, 20-3
25	Howard	W, 7-4
27	Furman	W, 12-7
Mar. 3	George Mason	W, 10-8
3	George Mason	W, 9-2 (7)
4	George Mason	L, 2-3
5	at Davidson	L, 3-9
10	Miami (OH)	W, 9-1
11	Marshall	W, 11-2
12	Richmond	L, 7-8
13	Virginia	L, 2-5 (7)
13	Virginia	W, 11-5 (7)
15	Southern Miss*	W, 5-3
16	Southern Miss*	W, 11-2
17	Southern Miss*	L, 7-11
22	at Louisville*	W, 14-4
23	at Louisville*	L, 9-11
24	at Louisville*	L, 9-12
26	Wake Forest	L, 0-6
26	Harvard	L, 9-12
29	Saint Louis*	W, 7-5
30	Saint Louis*	W, 7-4
31	Saint Louis*	L, 8-13
Apr. 2	at Wake Forest	L, 9-14
5	at South Florida*	L, 4-9
6	at South Florida*	L, 5-10
7	at South Florida*	L, 0-5
9	at UNCG	L, 2-3 (11)
10	VCU	L, 3-5
12	Pfeiffer	W, 14-4
15	Pfeiffer	W, 6-1
17	Davidson	W, 9-1
19	at Memphis*	L, 8-13
20	at Memphis*	W, 10-9 (11)
21	at Memphis*	W, 7-2
23	UNC Greensboro	W, 10-9
26	UAB*	W, 4-1
27	UAB*	L, 0-11
27	UAB*	L, 1-7
May 1	Limestone	L, 5-6
3	Cincinnati*	W, 11-1
4	Cincinnati*	W, 7-3
5	Cincinnati*	W, 9-2
7	at Furman	W, 14-6
8	vs. South Carolina	W, 12-4
10	at Tulane*	L, 2-6
11	at Tulane*	L, 4-6
12	at Tulane*	L, 2-3
15	vs. UAB@	W, 17-9
16	vs. Louisville@	W, 23-3
18	vs. South Florida@	L, 2-13
18	vs. South Florida@	L, 6-17

* - Conference USA Game
@ - C-USA Tourn.(Hattiesburg, Miss.)

1997 - Record: 30-26-1
(H: 18-10, A: 11-14-1, N: 1-2)
C-USA: 14-12

Coach: Loren Hibbs

Feb. 8	Howard	W, 17-3
9	Howard	W, 13-4
9	Howard	W, 14-3
15	at Charleston So.	L, 0-6 (7)
15	vs. N.C. State	L, 5-9
16	at Charleston So.	W, 7-2 (7)
22	Georgia State	W, 5-3
22	Georgia State	L, 6-8
23	Georgia State	L, 2-11
Mar. 4	Greensboro Coll.	W, 8-0
6	at C of Charleston	W, 10-8
8	Connecticut	L, 4-11
8	Connecticut	L, 3-6
9	Connecticut	L, 0-8
10	Yale	W, 12-6
15	Tulane*	W, 20-5
15	Tulane*	W, 5-3
16	Tulane*	L, 4-13
18	at Davidson	L, 9-12
21	at Cincinnati*	L, 9-15
22	at Cincinnati*	L, 1-3 (12)
23	at Cincinnati*	W, 12-5
25	at ODU	L, 9-10(11)
26	at Old Dominion	W, 4-0
28	at UAB*	L, 4-6
29	at UAB*	W, 6-5
30	at UAB*	W, 7-1
Apr. 1	Davidson	W, 10-9 (11)
3	Pfeiffer	W, 7-6
4	Memphis*	W, 6-5
5	Memphis*	W, 7-4
8	at Wake Forest	L, 7-13
12	at Houston*	L, 3-7
12	at Houston*	L, 1-12
13	at Houston	L, 4-5
15	Belmont Abbey	W, 6-2
16	Wake Forest	L, 5-11
18	South Florida*	W, 6-1
19	South Florida*	W, 7-2
20	South Florida*	W, 5-4
22	at Winthrop	T, 0-0 (6)
25	at Saint Louis*	W, 5-3
26	at Saint Louis*	L, 6-7
26	at Saint Louis*	W, 12-6
29	Charleston So.	W, 15-4
May 2	Louisville*	L, 4-6
3	Louisville*	L, 8-15
4	Louisville*	W, 8-3
7	Winthrop	L, 2-6
9	at Southern Miss*	L, 1-9
10	at Southern Miss*	L, 6-7
11	at Southern Miss*	W, 14-9
14	vs. So. Miss@	W, 14-9
15	at Tulane@	W, 8-6
17	at Tulane@	L, 4-13
17	at Tulane@	W, 9-2
18	vs. Houston@	L, 7-22

* - Conference USA Game
@ - C-USA Tourn.(New Orleans, La.)

1998 - Record: 43-19
(H: 29-8, A: 11-9, N: 3-2)
C-USA: 19-8

Coach: Loren Hibbs

Feb. 8	Morehead State	W, 8-0
8	Morehead State	W, 6-5 (10)
9	Morehead State	W, 6-2
14	Penn State	L, 5-7
14	Penn State	W, 16-3
15	Penn State	W, 15-1
18	at Davidson	W, 11-5
20	at Auburn	L, 9-13
21	at Auburn	L, 5-23
26	at Clemson	L, 7-11
28	Howard	W, 6-5 (10)
28	Howard	W, 13-1
Mar. 1	Howard	W, 22-3
3	at Georgia Tech	L, 4-12
6	William & Mary	L, 7-9 (11)
7	William & Mary	W, 9-8
11	at Wofford	W, 6-2
13	UAB*	L, 2-5
14	UAB*	L, 8-12
15	UAB*	L, 8-10 (10)
18	Belmont	W, 19-6
20	at Tulane*	L, 1-2 (11)
21	at Tulane*	W, 5-2
22	at Tulane*	L, 5-28 (7)
24	at Wake Forest	W, 7-0
25	N.C. A&T	W, 23-3 (7)
27	at Memphis*	L, 3-5
28	at Memphis*	W, 22-9
29	at Memphis*	W, 16-8
31	Charleston So.	W, 10-8
Apr. 1	Charleston So.	W, 14-8
4	Houston*	W, 7-6
4	Houston*	W, 8-3
5	Houston*	W, 11-4
7	Wofford	W, 5-2
8	Coll. of Charleston	W, 12-5
10	Southern Miss*	L, 5-12
11	Southern Miss*	W, 10-8
12	Southern Miss*	W, 7-6
14	Old Dominion	L, 2-5
15	Old Dominion	W, 12-6
17	Saint Louis*	W, 14-1
18	Saint Louis*	W, 5-1
18	Saint Louis*	W, 7-4
22	Davidson	L, 4-6
24	at South Florida*	W, 14-8
25	at South Florida*	W, 8-6
26	at South Florida*	W, 5-2
29	Wake Forest	W, 4-3
29	Wake Forest	W, 7-6 (7)
May 1	at Louisville*	L, 15-16
2	at Louisville*	W, 9-7
3	at Louisville*	W, 15-6
7	Cincinnati*	W, 14-3
8	Cincinnati*	W, 13-2
9	Cincinnati*	W, 13-0
13	vs. So. Miss@	W, 13-3
14	vs. Houston@	W, 6-5
16	vs. So. Miss@	W, 6-5
17	vs. Tulane@	L, 3-5
21	at #12Texas A&M!	L, 0-17
22	vs. #23 Oral Rob!	L, 13-20

* - Conference USA Game
@ - C-USA Tourney (New Orleans, La.)
! - NCAA Central Regional
(College Station, Texas)



ALL-TIME RESULTS BY SEASON

1999 - Record: 26-26
(H: 16-9, A: 9-14, N: 1-3)
C-USA: 13-14

Coach: Loren Hibbs

Feb.10	at Furman	W, 2-1
13	at Mississippi State	L, 1-24
14	at Mississippi State	L, 1-8
19	vs. George Mason\$	L, 2-11
20	vs. VCU\$	L, 7-14
21	at UNCW\$	W, 13-4
25	at C of Charleston	L, 9-11
Mar. 2	at Wake Forest	L, 2-7
5	Cleveland State	L, 3-4
6	Cleveland State	W, 14-3
7	Cleveland State	W, 17-0
12	Kent	W, 4-3
13	Kent	L, 6-9
16	at Charleston So.	W, 2-0
17	Albany	W, 10-1
19	Tulane*	W, 7-6
20	Tulane*	W, 16-3
21	Tulane*	L, 4-17 (7)
23	N.C. A&T	W, 11-4
26	at Houston*	L, 0-6
27	at Houston*	L, 7-8
27	at Houston*	W, 2-1
30	UNC Greensboro	W, 6-4
Apr. 2	at Saint Louis*	W, 3-1
4	at Saint Louis*	W, 8-2 (7)
4	at Saint Louis*	W, 7-4 (7)
7	Old Dominion	L, 0-10
9	South Florida*	L, 6-9
10	South Florida*	W, 10-8
11	South Florida*	L, 7-10
13	High Point	W, 9-4
14	at North Carolina	L, 2-7
16	Louisville*	L, 7-8
17	Louisville*	W, 8-2
18	Louisville*	W, 9-1
21	Charleston So.	W, 15-5
23	at UAB*	W, 8-5
24	at UAB*	W, 7-4 (10)
25	at UAB*	L, 3-16 (7)
27	Furman	W, 7-6
30	at Southern Miss*	L, 2-3
May 1	at Southern Miss*	L, 6-7
2	at Southern Miss*	L, 6-13
4	at UNCG	L, 4-5 (10)
7	Memphis*	W, 5-1
8	Memphis*	L, 2-4
9	Memphis*	L, 1-11
12	Georgia Southern	W, 14-4
14	at Cincinnati*	L, 0-6
15	at Cincinnati*	W, 16-2
16	at Cincinnati*	L, 7-8
18	vs. Saint Louis@	L, 2-5

\$ - Ralston-Purina Challenge
(Wilmington, N.C.)
* - Conference USA Game
@ - C-USA Tournament
(Millington, Tenn.)

2000: Record: 32-25-1
(H: 20-10, A: 10-13-1, N: 2-2)
C-USA: 15-11

Coach: Loren Hibbs

Feb. 8	at Furman	W, 10-2 (8)
15	at High Point	W, 13-3
16	Appalachian State	W, 11-1
19	Cleveland State	W, 9-7
19	Cleveland State	W, 13-6
20	Cleveland State	W, 13-3
22	at N.C. A&T	W, 8-0
25	Siena	W, 6-2
26	Siena	W, 9-0
27	Siena	W, 11-4
29	Coll. of Charleston	W, 5-2
Mar. 4	at Auburn	L, 3-12
4	at Auburn	L, 1-7 (7)
5	at Auburn	L, 1-16
8	at Appalachian St.	W, 8-7
10	Albany	L, 6-7
11	Le Moyne	W, 4-2
12	Le Moyne	L, 13-17
14	Furman	W, 13-2
14	Columbia	L, 1-4 (7)
15	N.C. A&T	W, 11-5
17	Houston*	L, 2-9
18	Houston*	L, 2-10
19	Houston*	L, 2-7
22	at Clemson	L, 2-14
24	UAB*	W, 6-2
25	UAB*	W, 9-1
26	UAB*	L, 4-11
28	at Wake Forest	T, 14-14 (7)
31	at Memphis*	W, 5-2
Apr. 1	at Memphis*	W, 5-2
2	at Memphis*	L, 6-7
4	at UNC Greensboro	L, 6-9
5	at Old Dominion	L, 4-13
7	Cincinnati*	W, 12-3
9	Cincinnati*	W, 12-9 (7)
9	Cincinnati*	L, 5-6 (7)
12	North Carolina	L, 10-14
16	Southern Miss*	W, 4-2
16	Southern Miss*	W, 3-2 (7)
18	High Point	L, 5-7
19	at North Carolina	L, 4-8
21	at Tulane*	L, 3-8
22	at Tulane*	L, 3-9
23	at Tulane*	W, 10-7
28	at South Florida*	L, 3-18
29	at South Florida*	W, 9-2
30	at South Florida*	W, 8-7
May 5	Saint Louis*	W, 10-7
6	Saint Louis*	W, 8-6
7	Saint Louis*	W, 5-0
12	at Louisville*	L, 5-7
13	at Louisville*	W, 9-1
14	at Louisville*	L, 5-7
17	vs. South Florida@	W, 2-1
18	vs. #6 Houston@	W, 6-1
20	vs. #6 Houston@	L, 0-3
20	vs. #6 Houston@	L, 2-14

* - Conference USA Game
@ - C-USA Tournament
(St. Petersburg, Fla.)

2001 Record: 24-31
(H: 16-10, A: 7-16, N: 1-5)
C-USA: 10-17

Coach: Loren Hibbs

Feb. 1	at High Point	L, 5-8
6	at Furman	W, 6-4
9	vs. S.W. Texas&	L, 6-7
10	vs. TCU&	L, 1-10
11	vs. Kansas&	L, 2-5
17	Penn State	L, 2-7
18	Penn State	W, 4-3
20	at Wake Forest	L, 8-17
23	George Wash.	W, 7-1
24	George Wash.	W, 5-4
28	UNC Greensboro	W, 14-1
Mar. 7	UNC Wilmington	W, 7-5
8	UNC Wilmington	L, 0-13
10	at Old Dominion	L, 5-9
11	at Old Dominion	L, 9-19
13	UNC Asheville	W, 14-7
17	Memphis*	L, 8-12
17	Memphis*	W, 5-2
18	Memphis*	W, 6-5
23	at Southern Miss*	L, 2-5
24	at So. Miss*	L, 10-11 (10)
25	at Southern Miss*	W, 5-2
27	Appalachian State	W, 13-4
30	at UAB*	L, 6-13
31	at UAB*	W, 5-4
Apr. 1	at UAB*	W, 5-2
4	at NC State	L, 2-6
6	Tulane*	L, 6-8
7	Tulane*	L, 4-12
8	Tulane*	L, 4-18
10	at Appalachian St.	W, 8-6
11	at North Carolina	L, 1-4
13	Louisville*	L, 9-14
14	Louisville*	L, 5-7
15	Louisville*	W, 7-4
17	High Point	W, 11-10 (10)
20	at Houston*	L, 2-12
21	at Houston*	L, 4-10
22	at Houston*	L, 2-6
25	Wake Forest	W, 1-0 (7)
25	Wake Forest	L, 7-11 (7)
27	at Cincinnati*	L, 7-13
28	at Cincinnati*	L, 0-13
29	at Cincinnati*	L, 4-10
May 2	Furman	W, 9-7
4	South Florida*	L, 2-7
5	South Florida*	W, 7-1
6	South Florida*	W, 5-4 (11)
9	Elon	W, 4-2
11	at Saint Louis*	W, 13-2
12	at Saint Louis*	L, 9-12
13	at Saint Louis*	W, 6-1
16	vs. Tulane%	W, 8-4
17	vs. Memphis%	L, 2-4
18	vs. Tulane%	L, 2-6

& - Round Rock (Tx.) Express Tour.
* - Conference USA Game
% - C-USA Tournament, Zephyr Field,
(New Orleans, La.)

2002 - Record: 19-35
(H: 14-17, A: 5-16, N: 0-2)
C-USA: 9-21

Coach: Loren Hibbs

Feb. 9	at UNCW	W, 5-2
10	at UNCW	L, 0-10
15	at South Alabama&	L, 4-13
16	vs. N.W. State&	L, 2-4
17	vs. #12 Wichita St.&	L, 3-7
22	Cleveland State	W, 5-0
23	Cleveland State	W, 14-6
24	Cleveland State	W, 12-9
Mar. 1	Michigan State	L, 3-12
3	Michigan State	L, 10-11
4	Michigan State	L, 8-22
6	Virginia Tech	L, 5-7
9	Virginia	W, 4-1
9	Virginia	W, 6-5 (7)
10	Virginia	W, 21-11
13	Saint Joseph's	W, 14-1
14	Saint Joseph's	W, 5-2 (7)
15	at #21 Tulane*	W, 5-3
16	at #21 Tulane*	W, 18-10
17	at #21 Tulane*	L, 6-16 (8)
19	UNC Greensboro	W, 14-3
22	UAB*	W, 6-3
23	UAB*	W, 4-2
24	UAB*	W, 11-1 (7)
29	at TCU*	L, 6-11
30	at TCU*	L, 3-19
31	at TCU*	W, 5-4
Apr. 2	at Virginia Tech	L, 2-8
5	Southern Miss*	L, 3-9
6	Southern Miss*	L, 4-10
7	So. Miss*	L, 5-7 (11)
9	at #21 N. Carolina	L, 4-6
12	#20 East Carolina*#	L, 4-10
13	#20 E. Carolina*#	W, 4-2
14	#20 East Carolina*	L, 2-3
16	at UNCG	L, 12-13
19	at Louisville*	L, 3-4
20	at Louisville*	L, 3-11
21	at Louisville*	L, 4-13
23	#3 Wake Forest#	L, 3-15
24	#19 N. Carolina#	L, 0-8
26	at South Florida*	L, 4-5
27	at South Florida*	L, 0-13
28	at South Florida*	W, 11-6
May 3	Cincinnati*	L, 7-17
5	Cincinnati*	L, 1-8 (7)
5	Cincinnati*	W, 4-0 (7)
10	#11 Houston*	L, 1-9
11	#11 Houston*	L, 4-8
12	#11 Houston*	L, 2-3
14	N.C. State	L, 6-16
16	at Memphis*	L, 10-11
17	at Memphis*	L, 4-7
18	at Memphis*	L, 5-7

& - Coca Cola Classic (Mobile, Ala.)
* - Conference USA Game
- Played at Fieldcrest-Cannon
Stadium (Kannapolis, N.C.)



ALL-TIME RESULTS BY SEASON

2003 - Record: 21-28
(H: 13-11, A: 8-15, N: 0-2)
C-USA: 11-15

Coach: Loren Hibbs

Feb. 8	Gardner-Webb	L, 8-12 (11)
9	Gardner-Webb	W, 5-4
11	at Elon	L, 0-7
19	at Furman	W, 7-3
21	High Point	W, 8-4
23	High Point	L, 9-15
25	High Point	W, 15-1
Mar. 4	at #11 Wake Forest	L, 7-8
7	at Virginia	L, 2-3
8	at Virginia	L, 2-3
9	at Virginia	L, 5-11
11	Old Dominion	W, 10-2
12	Old Dominion	W, 8-1
14	#29 South Florida*!	L, 2-4
15	#29 South Florida*!	L, 4-5
21	at East Carolina*	W, 5-2
22	at East Carolina*	L, 4-15
23	at East Carolina*	L, 7-8
25	at Winthrop	W, 17-8
26	Elon	W, 8-6
28	at Saint Louis*	W, 8-3
29	at Saint Louis*	L, 7-10
30	at Saint Louis*	W, 12-2 (8)
Apr. 1	at #28 N. Carolina	L, 7-9
4	Tulane*!	W, 8-6
6	Tulane*!	L, 4-8 (7)
6	Tulane*!	W, 4-1 (7)
11	at #23 So. Miss.*	W, 8-5
12	at #23 So. Miss.*	L, 2-6
13	at #23 So. Miss.*	L, 8-10
15	Winthrop	W, 14-5
16	Furman	L, 2-5
20	Louisville*!	W, 8-3 (7)
20	Louisville*!	L, 4-7 (7)
22	at Davidson	L, 2-3 (10)
27	Memphis*!	L, 0-7 (7)
27	Memphis*!	W, 4-3 (7)
29	Appalachian State	W, 13-3
30	Wake Forest	L, 1-9
May 2	at UAB*	L, 3-8
3	at UAB*	W, 10-1
3	at UAB*	L, 5-6
9	#29 TCU*!	W, 9-6
10	#29 TCU*!	L, 15-20
11	#29 TCU*!	L, 6-18 (7)
15	at Cincinnati*	W, 10-5
16	at Cincinnati*	L, 6-10
21	vs. #15 USM#	L, 0-13 (7)
22	vs. East Carolina #	L, 5-8

* Conference USA game
- C-USA Tournament
(New Orleans, La.)
! - Played at Fieldcrest-Cannon Stadium (Kannapolis, N.C.)

2004 - Record: 20-32
(H: 12-19, A: 8-13)
C-USA: 9-21

Coach: Loren Hibbs

Feb. 15	at The Citadel	L, 0-5
21	Siena	W, 14-6
	Siena	L, 5-8
22	Siena	L, 4-5
24	at #11 Clemson	W, 5-4
Mar. 1	at Davidson	W, 10-3
5	Le Moyne	W, 8-3
6	Le Moyne	W, 8-6
7	Le Moyne	W, 6-3
10	William & Mary	L, 4-10
12	High Point	W, 11-6
13	High Point	W, 14-1
14	High Point	L, 4-6
17	Winthrop	L, 6-8
19	Saint Louis*	W, 5-4
20	Saint Louis*	W, 16-11
21	Saint Louis*	W, 5-4
23	Illinois	W, 8-5
24	at Furman	W, 4-2
26	at #12 Tulane*	L, 5-6
27	at #12 Tulane*	L, 5-9
28	at #12 Tulane*	L, 8-13
Apr. 2	#18 East Carolina*	L, 0-8
3	#18 East Carolina*	L, 5-13
4	#18 East Carolina*	L, 13-24
7	at #14 N. Carolina	L, 5-12
9	at Houston*	L, 4-11
10	at Houston*	L, 4-6
10	at Houston*	W, 5-3
14	#10 North Carolina	L, 5-8
16	at Louisville*	L, 2-3
17	at Louisville*	W, 13-8
18	at Louisville*	W, 8-5
21	Furman	L, 1-4
23	UAB*	L, 5-7
24	UAB*	L, 1-16 (8)
25	UAB*	L, 8-9
27	at Winthrop	L, 2-17
28	Davidson	W, 5-4
May 1	at USF*	L, 1-4
1	at USF*	W, 6-5
2	at USF*	W, 9-7
4	Davidson	L, 1-3 (10)
7	Cincinnati*	L, 4-5
8	Cincinnati*	L, 4-11
9	Cincinnati*	W, 12-1 (7)
14	#17 So. Miss.*	L, 4-11
15	#17 So. Miss.*	L, 1-3
16	#17 So. Miss.*	L, 11-12
20	at TCU*	L, 2-6
21	at TCU*	L, 1-8
22	at TCU*	L, 7-9

* - Conference USA game

2005 - Record: 31-23
(H: 18-16, A: 13-7)
C-USA: 13-17

Coach: Loren Hibbs

Feb. 12	The Citadel	W, 9-4
13	The Citadel	L, 3-4 (11)
15	at Winthrop	L, 1-8
19	Penn State	W, 6-3
22	Longwood	W, 5-1
23	Longwood	W, 10-4
25	Tenn. Tech	W, 11-4
26	Tenn. Tech	W, 5-0
27	Tenn. Tech	L, 5-6
Mar. 1	at NC A&T	W, 11-0
4	Niagara	W, 5-3
5	Niagara	W, 12-9
6	Niagara	W, 7-6
9	High Point	W, 13-2
11	Duquesne	W, 6-4 (11)
12	Duquesne	W, 18-7
13	Duquesne	L, 9-13
18	USF*	L, 4-7
19	USF*	L, 5-6
20	USF*	L, 8-18 (7)
22	at Appalachian	L, 5-12 (6)
25	at ECU*	W, 6-2 (10)
26	at East Carolina*	W, 9-6
27	at East Carolina*	L, 0-6
30	at Wake Forest	W, 10-4
Apr. 1	at Saint Louis*	W, 21-9
2	at Saint Louis*	W, 11-7
3	at Saint Louis*	W, 9-5
6	Winthrop	W, 4-2
8	#2 Tulane*	L, 0-13
9	#2 Tulane*	L, 5-6
10	#2 Tulane*	L, 3-8
15	at Cincinnati*	L, 1-3
16	at Cincinnati*	L, 4-5
17	at Cincinnati*	W, 6-5
19	Furman	W, 6-1
20	Wake Forest	W, 13-7
23	#30 TCU*	W, 15-14
23	#30 TCU*	L, 7-27
24	#30 TCU*	L, 3-8
26	Appalachian State	L, 2-8
29	at UAB*	W, 9-7
30	at UAB*	L, 2-7
May 1	at UAB*	L, 2-5
6	Louisville*	L, 8-9
7	Louisville*	W, 3-2
8	Louisville*	L, 8-12 (10)
13	Houston*	L, 5-7
14	Houston*	W, 8-7 (12)
15	Houston*	L, 5-6 (11)
17	at Furman	W, 11-6
19	at Memphis*	W, 11-5
20	at Memphis*	W, 9-7
21	at Memphis*	W, 13-2

* - Conference USA game

2006 - Record: 35-20-1
(H: 28-8, A: 7-10-1)
A-10: 18-9

Coach: Loren Hibbs

Feb. 12	Wake Forest	W, 11-2
12	Wake Forest	L, 8-9
17	Canisius	W, 8-6
18	Canisius	W, 18-5
19	Canisius	W, 12-4
21	at Wake Forest	L, 3-4
24	Indiana	W, 11-3
25	Indiana	W, 7-1
26	Indiana	W, 11-10 (14)
28	Virginia Tech	W, 8-5
Mar. 3	Cleveland State	W, 7-3
4	Cleveland State	W, 18-3
5	Cleveland State	W, 13-0
8	at Furman	W, 7-2
9	North Carolina A&T	L, 2-3
11	Siena	L, 9-11
11	Siena	W, 15-9
12	Siena	W, 9-4
14	at C of Charleston	L, 8-10
17	Le Moyne	L, 4-7
18	Le Moyne	L, 6-9
19	Le Moyne	W, 9-2
24	George Wash.*	W, 1-0 (11)
25	George Wash.*	W, 11-5
26	George Wash.*	W, 10-0
28	at #6 North Carolina	L, 1-3
31	Temple*	W, 5-4
Apr. 1	Temple*	W, 11-2
2	Temple*	W, 12-2
4	at Appalachian St.	T, 13-13
8	at St. Bonaventure*	L, 6-7
9	at St. Bonaventure*	W, 5-1
9	at St. Bonaventure*	L, 1-2
12	#1 North Carolina	L, 6-14
14	at Saint Joseph's* W,	5-2 (7)
15	at Saint Joseph's*	L, 6-7
16	at Saint Joseph's*	W, 11-1
21	La Salle*	W, 12-11
22	La Salle*	W, 11-3
23	La Salle*	W, 11-1
25	Appalachian State	W, 4-3
28	Saint Louis*	W, 8-7
29	Saint Louis*	L, 1-4
30	Saint Louis*	L, 3-4
May 5	at Dayton*	L, 5-6 (11)
6	at Dayton*	L, 2-6
7	at Dayton*	L, 3-4
12	at Duquesne*	L, 2-3
13	at Duquesne*	W, 3-1
14	at Duquesne*	W, 14-6
16	at Virginia Tech	W, 14-3
19	Fordham*	W, 5-3
19	Fordham*	W, 14-7
20	Fordham*	W, 13-5
24	Saint Louis @	L, 1-3
24	George Wash.@	L, 1-3

* - Atlantic 10 Conference Game
@ - A-10 Tournament (Bronx, N.Y.)



ALL-TIME RESULTS BY SEASON

2007 - Record: 49-12
(H: 25-4, A: 19-6, N: 5-2)
A-10: 23-4

NCAA Postseason: 2-2

Coach: Loren Hibbs

Feb. 3	at High Point	W, 2-0 (10)
4	at High Point	L, 6-7
9	at Campbell	W, 15-6
10	at Campbell	W, 8-0
15	Virginia Tech#	W, 11-0
18	Radford&	W, 24-0
20	at Furman	L, 3-4 (10)
23	Campbell#	W, 1-0
24	Campbell#	W, 13-2
27	at Wake Forest	L, 7-9 (10)
Mar. 2	James Madison#	W, 16-7
3	James Madison#	W, 5-4
4	James Madison#	W, 8-3
9	Le Moyne%	W, 5-1
10	Le Moyne%	W, 6-2 (7)
10	Le Moyne%	W, 5-1 (7)
11	Le Moyne%	W, 7-2
16	C of Charleston#	W, 7-6
17	C of Charleston#	L, 2-4
18	at C of Charleston	W, 7-6
20	at N. C. A&T	W, 16-6
23	at Saint Louis*	W, 6-0
24	at Saint Louis*	W, 12-10
25	at Saint Louis*	L, 5-6
30	Massachusetts*	W, 3-1
31	Massachusetts*	W, 6-1
Apr. 1	Massachusetts*	W, 13-5
3	Winthrop	W, 8-5
5	Saint Joseph's*	W, 9-0
6	Saint Joseph's*	W, 4-0
7	Saint Joseph's*	W, 13-0
10	at #2 N. Carolina	L, 3-6
13	at Rhode Island*	W, 2-1
14	at Rhode Island*	W, 5-2
15	at Rhode Island*	W, 4-2
17	N.C. A&T	W, 13-3
20	Dayton*	W, 4-2
21	Dayton*	L, 1-7
22	Dayton*	W, 6-1
24	Wake Forest	L, 2-3 (11)
27	at George Wash.*	W, 10-0
28	at Geo. Wash.*	W, 3-1 (11)
29	at George Wash.*	L, 6-9
May 1	Furman	W, 4-2
3	at Xavier*	W, 3-1
4	at Xavier*	W, 12-7 (11)
5	at Xavier*	W, 6-3
11	St. Bonaventure*	L, 1-4
12	St. Bonaventure*	W, 4-2
13	St. Bonaventure*	W, 10-4
15	at Virginia Tech	W, 9-3
17	at Richmond*	W, 5-1
18	at Richmond*	W, 7-0
19	at Richmond*	W, 8-1
24	Rhode Island\$	W, 11-1
25	Fordham\$	W, 15-2
26	Fordham\$	W, 18-6
June 1	#29 N.C. State@	W, 6-3
3	#9 S. Carolina@	L, 8-12
3	#29 N.C. State@	W, 12-10
4	#9 S. Carolina@	L, 6-11

- Played at Fieldcrest-Cannon Stadium (Kannapolis, N.C.)

& - Played at Pfeiffer University

\$ - A-10 Tournament (Dayton, Ohio)

@ - NCAA Regional (Columbia, S.C.)

2008 - Record: 43-16
(H: 26-7, A: 14-7, N: 3-2)
A-10: 19-8

NCAA Postseason: 0-2

Coach: Loren Hibbs

Feb. 23	Manhattan	W, 11-2
23	Manhattan	W, 13-4
24	Manhattan	W, 8-4
26	at Presbyterian	L, 2-5
27	at USC Upstate	W, 7-3
29	Cleveland State	W, 3-2 (10)
Mar. 1	Cleveland State	W, 11-4
2	Cleveland State	W, 5-4
5	at #3 S. Carolina	W, 11-2
8	High Point	W, 8-1
9	High Point	W, 5-2
11	Furman	W, 11-2
12	at Wake Forest	L, 12-15
15	Stony Brook	W, 6-1
16	Stony Brook	W, 23-5
16	Stony Brook	W, 13-4
21	Saint Louis*	W, 11-6
22	Saint Louis*	W, 13-4 (10)
23	Saint Louis*	W, 9-1
25	Radford	L, 5-8
26	Wake Forest	W, 12-8
28	at La Salle*	W, 11-3
29	at La Salle*	W, 6-3
30	at La Salle*	W, 4-2
Apr. 2	at Tennessee	L, 5-12
4	at Temple*	W, 6-2
5	at Temple*	L, 2-5
5	at Temple*	W, 9-5
8	at NC A & T	W, 8-7
8	NC A & T	W, 7-1
9	at Furman	W, 16-6
11	Xavier*	L, 4-5
12	Xavier*	W, 6-5
13	Xavier*	L, 9-10
16	at #4 UNC	L, 4-5 (12)
18	at Massachusetts*	W, 18-3
19	at Massachusetts*	W, 6-4
20	at Massachusetts*	L, 8-12
22	North Carolina	L, 0-17
23	USC Upstate	W, 8-7
25	Duquesne*	W, 5-4 (10)
26	Duquesne*	L, 14-16
27	Duquesne*	L, 9-18
29	at Winthrop	W, 7-5
May 2	at Fordham*	L, 0-10
3	at Fordham*	W, 7-1
4	at Fordham*	W, 10-2
8	Richmond*	W, 8-7
9	Richmond*	W, 8-7
10	Richmond*	W, 10-4
12	Presbyterian	W, 11-3
15	Rhode Island*	W, 8-2
16	Rhode Island*	L, 6-7
17	Rhode Island*	W, 2-1 (10)
22	Duquesne\$	W, 13-7
23	Rhode Island\$	W, 11-1
24	Xavier\$	W, 4-3 (11)
30	#19 S. Carolina@	L, 8-15
31	James Madison@	L, 12-13

* - Atlantic 10 Conference Game
\$ - A-10 Tournament (Camden, N.J.)
@ - NCAA Regional (Raleigh, N.C.)

2009 - Record: 33-22
(H: 20-10, A: 12-10, N: 1-2)
A-10: 16-11

Coach: Loren Hibbs

Feb. 20	at #19 Clemson	L, 3-8
21	at #19 Clemson	L, 0-4
22	at #19 Clemson	L, 5-6 (10)
24	Oakland (Mich.)	W, 8-4
25	Oakland (Mich.)	W, 11-3
26	Oakland (Mich.)	W, 7-1
Mar. 4	at Furman	W, 6-1
7	Columbia	W, 4-1
7	Columbia	W, 9-4
8	Columbia	W, 5-1
9	Furman	W, 18-3
11	Presbyterian	W, 13-5
13	Rider	W, 22-1
17	USC Upstate	L, 3-4
18	Belmont Abbey	W, 13-10
20	Fordham*	L, 1-13
21	Fordham*	W, 12-3
22	Fordham*	L, 5-8
24	at Winthrop	W, 2-0
25	at #5 N. Carolina	W, 2-1
27	at Dayton*	L, 2-6
28	at Dayton*	L, 2-4
29	at Dayton*	L, 10-14
31	Wake Forest	L, 7-15
Apr. 1	Wingate	W, 11-2
4	at Duquesne*	L, 9-15
4	at Duquesne*	L, 10-16
5	at Duquesne*	W, 20-3
7	N.C. A&T	W, 31-1
11	George Wash.*	W, 12-2
11	George Wash.*	W, 10-9
12	George Wash.*	W, 6-4
14	at Wake Forest	L, 7-8
17	at Temple*	W, 9-6 (10)
18	at Temple*	L, 6-8
19	at Temple*	W, 14-5
21	Winthrop	L, 2-7
22	at USC Upstate	W, 17-7
24	at Saint Louis*	W, 9-3
25	at Saint Louis*	W, 10-6
26	at Saint Louis*	W, 8-6
28	Western Carolina	L, 6-8
May 1	La Salle*	W, 8-2
2	La Salle*	W, 7-6
3	La Salle*	L, 7-8
8	Saint Joseph's*	W, 11-9
9	Saint Joseph's*	L, 5-14
10	Saint Joseph's*	W, 9-6
12	No. 4 N. Carolina	L, 1-4
14	at St. Bona*	W, 13-2
15	at St. Bona*	W, 10-6
16	at St. Bona*	L, 10-11 (7)
20	Xavier\$	L, 4-8
20	Fordham\$	W, 13-10
21	Massachusetts\$	L, 5-6 (10)

* - Atlantic 10 Conference Game
\$ - A-10 Tournament (Dayton, Ohio)

2010 - Record: 40-16
(H: 29-5, A: 9-9, N: 2-2)
A-10: 20-7

Coach: Loren Hibbs

Feb. 19	at High Point	W, forfeit
20	High Point	W, 6-4
23	Western Carolina	L, 3-5
26	Buffalo	W, 11-5
27	Buffalo	W, 8-4
28	Buffalo	W, 12-4
Mar. 5	Marist	W, 26-9
6	Marist	L, 7-11
7	Marist	W, 13-10
12	Austin Peay	W, 12-7
13	Austin Peay	L, 2-8
16	No. 7 Clemson	W, 11-10
17	at Western Carolina	L, 3-5
19	Harvard	W, 15-3
20	Harvard	W, 18-10
21	Harvard	W, 4-1
23	at NC A&T	W, 15-4
26	St. Bona.*	W, 12-11 (10)
27	St. Bonaventure*	W, 10-2
28	St. Bonaventure*	W, 6-1
30	at Wake Forest	L, 0-14
31	USC Upstate	W, 24-2
Apr. 2	Massachusetts*	W, 10-4
3	Massachusetts*	W, 8-5
4	Massachusetts*	W, 7-1
6	at USC Upstate	W, 10-8
9	at Rhode Island*	W, 3-1
10	at Rhode Island*	L, 2-6
11	at Rhode Island*	L, 3-5
14	Winthrop	W, 16-5
16	Dayton*	W, 5-1
17	Dayton*	W, 17-3
18	Dayton*	W, 14-2
20	Wake Forest	W, 6-4
21	N. C. Central	W, 13-1
23	at George Wash.*	W, 7-4
24	at George Wash.*	L, 4-9
25	at George Wash.*	W, 8-5
28	#25 North Carolina	L, 0-5
30	Temple*	L, 4-8
May 1	Temple*	W, 23-0
2	Temple*	W, 8-7
7	at Xavier*	W, 5-2
8	at Xavier*	L, 7-9
9	at Xavier*	L, 2-5
14	Saint Louis*	W, 11-7
15	Saint Louis*	W, 4-3
16	Saint Louis*	W, 5-0
18	at #26 N. Carolina	L, 4-8
20	at Richmond*	W, 11-1
21	at Richmond*	L, 4-6
22	at Richmond*	W, 5-4
27	Saint Louis\$	L, 2-3
28	Rhode Island\$	W, 7-3
28	Xavier\$	W, 18-7
29	Saint Louis\$	L, 4-5

* - Atlantic 10 Conference Game
\$ - A-10 Tournament (Camden, N.J.)



ALL-TIME RESULTS BY SEASON

2011 - Record: 43-16
(H: 27-6, A: 12-9, N: 4-1)
A-10: 17-7

NCAA Postseason: 1-2
Coach: Loren Hibbs

Feb.18	Coppin State	W, 18-1 (7)
19	Coppin State	W, 11-0 (7)
19	Coppin State	W, 21-0 (7)
20	Coppin State	W, 11-0 (7)
25	Missouri	W, 5-4
26	Missouri	W, 3-2
26	Missouri	L, 2-4 (12)
27	Missouri	W, 22-7
Mar. 1	at #17 N. Carolina	L, 2-4
4	UNC Asheville	W, 3-2
5	UNC Asheville	W, 6-5
18	Tennessee Tech	W, 8-1
11	Ball State	L, 1-7
12	Ball State	W, 9-1
13	Ball State	W, 5-4
15	Wake Forest	L, 1-7
16	at Duke	L, 1-4
18	Harvard	W, 2-0
19	Harvard	W, 7-0
20	Harvard	W, 7-2
22	at Wake For.	W, 13-10 (11)
23	at N. C. Central	W, 13-1
25	Rhode Island*	W, 4-2
26	Rhode Island*	W, 3-1
27	Rhode Island*	L, 7-9
29	#6 North Carolina	W, 4-3
Apr. 1	Xavier*	W, 5-0
2	Xavier*	W, 4-2
3	Xavier*	W, 4-2
9	at Saint Joseph's*	W, 9-2
10	at Saint Joseph's*	W, 11-0
10	at Saint Joseph's*	W, 11-1
13	USC Upstate	W, 18-6
15	at Saint Louis*	W, 3-0
16	at Saint Louis*	L, 5-10
17	at Saint Louis*	L, 2-5
20	N. C. Central	W, 8-1
22	Fordham*	L, 1-2
23	Fordham*	W, 6-5
24	Fordham*	W, 8-3
26	at Winthrop	L, 4-3
29	at Massachusetts*	W, 11-4
30	at Massachusetts*	L, 1-5
May 1	at Massachusetts*	W, 17-6
6	Richmond*	L, 0-3
7	Richmond*	W, 1-0 (10)
8	Richmond*	W, 6-0
13	at La Salle*	W, 3-2 (11)
14	at La Salle*	L, 3-5
14	at La Salle*	W, 10-3
19	at Dallas Baptist	L, 6-8
20	at Dallas Baptist	L, 8-12
21	at Dallas Baptist	W, 8-2
26	Richmond\$	W, 6-0
27	Rhode Island\$	W, 5-2
28	Richmond\$	W, 9-4
June 3	#19 Arkansas@	W, 3-2
4	#10 Arizona St.@	L, 1-16
5	#19 Arkansas@	L, 3-11

* - Atlantic 10 Conference Game
\$ - A-10 Tournament (Camden, N.J.)
@ - NCAA Regional (Tempe, Ariz.)

2012 - Record: 21-32
(H: 11-18, A: 10-14)
A-10: 9-14

Coach: Loren Hibbs

Feb.17	Saint Peter's	W, 4-1
18	Saint Peter's	W, 10-0
	Saint Peter's	W, 5-2
21	at High Point	L, 5-12
24	Toledo	W, 8-4
25	Toledo	L, 5-6 (10)
26	Toledo	W, 3-2
28	at Winthrop	W, 7-1
Mar. 2	Wagner	W, 7-4
3	Wagner	L, 4-11
	Wagner	W, 7-3
4	Wagner	W, 11-0
6	Holy Cross	L, 1-5
9	at Missouri	L, 4-10
10	at Missouri	L, 3-5
	at Missouri	L, 2-3
13	USC Upstate	W, 11-0
15	Dallas Baptist	L, 0-3
16	Dallas Baptist	L, 4-6
17	Dallas Baptist	L, 3-8
21	Winthrop	W, 7-4
23	at Rhode Island*	L, 2-5
24	at Rhode Island*	W, 6-3
25	at Rhode Island*	L, 1-5
27	at USC Upstate	W, 12-6
30	at Xavier*	L, 6-12
31	at Xavier*	L, 4-5
Apr. 1	at Xavier*	W, 6-5
3	High Point	L, 5-9
6	Dayton*	L, 7-8
7	Dayton*	L, 2-3
8	Dayton*	L, 4-9
11	Wake Forest	L, 7-12
13	at Temple*	W, 18-6
14	at Temple*	L, 4-6
15	at Temple*	W, 3-2
20	Saint Joseph's*	L, 7-8
21	Saint Joseph's*	W, 7-2
24	Duke	L, 5-12
25	at #19 N.C. State	L, 3-6
27	at George Wash.*	W, 9-5
28	at George Wash.*	W, 8-2
29	at George Wash.*	W, 15-3
May 5	at Georgia Tech	L, 0-9
6	at Georgia Tech	L, 3-6
	at Georgia Tech	L, 5-6 (11)
11	Saint Louis*	L, 5-7
12	Saint Louis*	L, 1-9
13	Saint Louis*	L, 4-6
15	at Wake Forest	L, 2-18
18	St. Bonaventure*	L, 2-4 (12)
	St. Bonaventure*	L, 3-6
19	St. Bonaventure*	W, 5-2

* - Atlantic 10 Conference Game

2013 - Record: 37-23
(H: 29-11, A: 8-12,
A-10: 17-7

Coach: Loren Hibbs

Feb.15	Delaware State	W, 13-7
19	at #10 N.C. State	L, 0-5
20	at High Point	W, 12-3
21	Pfeiffer	W, 7-4
25	Marshall	W, 7-3
27	at Wake Forest	L, 4-8
Mar. 1	Youngstown State	W, 9-3
2	Youngstown State	W, 3-1
3	Youngstown St. (G1)	W, 10-4
	Youngstown St. (G2)	W, 5-2
5	Wake Forest	W, 5-4
8	Kent State	W, 5-4
9	Kent State	L, 1-2
10	Kent State	L, 5-7 (10)
12	Virginia Tech	L, 1-6
15	Siena	W, 7-6
16	Siena (DH-G1)	W, 5-3
16	Siena (DH-G2)	W, 9-3
17	Siena	W, 14-4
20	at Duke	L, 0-3
22	at Richmond*	W, 8-5
23	at Richmond*	L, 3-4
24	at Richmond*	W, 6-4
26	at Presbyterian	L, 5-6
29	VCU*	L, 2-5
30	VCU* (DH-G1)	W, 9-8
	VCU* (DH-G2)	L, 3-4
Apr.3	at USC Upstate	L, 0-6
5	UNC Asheville	W, 8-4
6	UNC Asheville	L, 3-6
7	UNC Asheville	W, 8-7 (11)
9	Winthrop	L, 5-6
12	George Washington*	W, 4-3
13	George Washington*	W, 10-4
14	George Washington*	W, 2-1
16	#15 N.C. State	L, 1-2
17	at Winthrop	L, 2-11
19	at Xavier*	L, 3-5
20	at Xavier*	W, 8-7
21	at Xavier*	W, 3-2
23	Presbyterian	L, 3-8
24	at #1 North Carolina	L, 2-10
26	at Temple*	L, 3-8
27	at Temple*	W, 9-3
28	at Temple*	W, 10-2
May 3	Butler*	W, 6-1
4	Butler* (DH-G1)	W, 4-2
	Butler* (DH-G2)	W, 5-0
10	Dayton*	W, 8-4
11	Dayton*	W, 3-0
12	Dayton*	W, 12-9
14	High Point	W, 3-2 (11)
16	at Saint Louis*	W, 10-7
17	at Saint Louis*	L, 1-2
18	at Saint Louis*	L, 1-2
22	7-seed Richmond\$	W, 6-5
23	3-seed Rhode Isl.\$	W, 5-2
24	4-seed Xavier\$	W, 12-3
25	1-seed Saint Louis\$	L, 4-5
25	1-seed Saint Louis\$	L, 4-7

* - Atlantic 10 Conference Game
\$ - A-10 Tourney at Charlotte

2014 - Record: 19-31-1
(H: 11-18-1, A: 8-13)
C-USA: 10-19

Coach: Loren Hibbs

Feb. 18	at High Point	L, 4-3 (11)
21	Canisius	W, 6-0
22	Canisius	W, 4-3 (12)
23	Canisius	L, 10-1
25	at C of Charleston	L, 5-2
26	at The Citadel	L, 8-4
28	Creighton	L, 7-6 (10)
Mar. 1	Creighton	L, 3-1
2	Creighton	T, 5-5 (10)
5	UNC Asheville	L, 5-1
8	#21 FIU*	L, 7-0
	#21 FIU*	L, 10-4
9	#21 FIU*	L, 8-0
11	VCU	W, 5-4
14	at Middle Tenn.*	L, 7-6
15	at Middle Tenn.*	L, 6-2
	at Middle Tenn.*	L, 9-1
21	East Carolina*	L, 5-3
22	East Carolina*	L, 8-5
	East Carolina*	L, 5-2
25	at Winthrop	W, 11-2
26	UNC Asheville	W, 9-0
28	at Old Dominion*	L, 7-2
29	at Old Dominion*	L, 6-2
30	at Old Dominion*	W, 11-4
Apr. 1	USC Upstate	W, 6-2
4	Evansville	L, 3-2
	Evansville	L, 10-2
5	Evansville	W, 4-1
6	Evansville	L, 4-2
9	at Winthrop	L, 5-2
11	at FAU*	L, 3-2
12	at FAU*	L, 8-0
13	at FAU*	W, 11-1 (7)
17	Tulane*	W, 2-0
18	Tulane*	W, 2-1
19	Tulane*	Cancelled
22	at Wake Forest	L, 8-3
23	Wake Forest	W, 12-4
25	at UTSA*	W, 5-2
26	at UTSA*	L, 3-1
27	at UTSA*	W, 4-2
May 2	UAB*	L, 6-2
3	UAB*	L, 12-2
4	UAB*	L, 3-1
9	at Louisiana Tech*	W, 8-2
10	at Louisiana Tech*	W, 5-4
11	at Louisiana Tech*	W, 7-3
13	Winthrop	W, 5-4
16	Southern Miss*	L, 7-2
	Southern Miss*	W, 8-0
17	Southern Miss*	L, 5-2

* - Conference USA Game



ALL-TIME RESULTS BY SEASON

2015 - Record: 19-29
(H: 9-20, A: 8-9, N: 2-0)
C-USA: 11-19

Coach: Loren Hibbs

Feb.21	Akron	L, 1-2
21	Akron	W, 1-0 (7)
22	Akron	L, 4-5
27	N.C. State%	W, 1-0
28	UNCG%	W, 2-1
Mar. 4	N.C. A&T	W, 6-0
6	#10 Rice*	L, 2-4
7	#10 Rice*	L, 3-10
8	#10 Rice*	L, 3-6
10	High Point	L, 4-8
14	#20 Florida Atlantic*	L, 3-8
14	#20 Florida Atlantic*	L, 7-18
15	#20 Florida Atlantic*	L, 1-5
17	UMES	W, 17-5
18	Presbyterian	W, 4-3
20	at FIU*	W, 5-4
21	at FIU*	L, 1-23 (7)
22	at FIU*	L, 5-7
24	at Wake Forest	L, 6-8
28	Louisiana Tech*	W, 5-0
28	Louisiana Tech*	W, 9-5
29	Louisiana Tech*	W, 5-3
31	N.C. State^	L, 6-10
Apr. 3	at Old Dominion*	W, 9-7
4	at Old Dominion*	W, 9-0~
5	at Old Dominion*	L, 1-15 (7)
10	at Marshall*	L, 1-5
11	at Marshall*	W, 5-4
12	at Marshall*	L, 6-8
14	Winthrop	L, 1-5
17	Middle Tenn.*	L, 5-7 (11)
18	Middle Tennessee*	L, 6-7
18	Middle Tennessee*	L, 6-8
21	Wake Forest	L, 1-6
24	at UAB*	W, 6-0
25	at UAB*	W, 5-4
26	at UAB*	W, 3-1 (12)
28	Gardner-Webb	W, 9-5
May 1	#15 Dallas Baptist	L, 3-6
2	#15 Dallas Baptist	L, 4-12
3	#15 Dallas Baptist	L, 5-6
8	at Southern Miss*	L, 0-1
9	at USM*	L, 10-11 (11)
10	at Southern Miss*	L, 0-9
12	at Winthrop	W, 7-2
14	UTSA*	W, 4-3
15	UTSA*	L, 3-15
16	UTSA*	L, 1-10

% - Game Played in Savannah, Ga.
* - Conference USA Game
^ - Game Played at BB&T Ballpark
in Uptown Charlotte
~ - Won via Forfeit

2016 - Record: 23-32
(H: 14-20, A: 9-10, N: 0-2)
C-USA: 12-17

Coach: Loren Hibbs

Feb.19	William & Mary	W, 7-3
20	William & Mary	L, 1-5
21	William & Mary	L, 0-11
26	Toledo	L, 2-3
27	Toledo	W, 12-4
27	Toledo	W, 9-8 (11)
28	Toledo	W, 8-0
Mar. 2	at Kennesaw State	W, 12-8
4	Kent State	L, 3-4
5	Kent State	L, 6-11
6	Kent State	L, 3-11
8	Georgia^	W, 10-5
9	Georgia	L, 3-6
11	Fairfield	L, 2-3
12	Fairfield	W, 6-2
12	Fairfield	W, 8-7 (13)
16	Wake Forest	W, 7-6
18	FIU*	W, 4-3 (10)
19	FIU*	L, 5-8
20	FIU*	W, 6-2
22	at Wake Forest	L, 5-6
24	at Louisiana Tech*	L, 2-3
25	at Louisiana Tech*	L, 2-5
26	at Louisiana Tech*	W, 7-4
29	#17 N.C. State^	L, 1-7
Apr. 1	Southern Miss*	L, 6-9
2	Southern Miss*	L, 1-9
3	Southern Miss*	L, 6-16 (8)
5	at Winthrop^	W, 7-1
6	at #13 N.C. State	L, 3-7
8	at #12 FAU*	W, 12-7
9	at #12 FAU*	L, 8-17
10	at #12 FAU*	W, 7-6 (15)
13	North Carolina A&T	L, 7-9
15	at Mid. Tenn.*	L, 11-12 (10)
16	at Middle Tennessee*	W, 8-4
17	at Middle Tennessee*	L, 0-3
19	at Gardner-Webb	L, 4-8
22	Marshall*	L, 2-7
23	Marshall*	L, 5-10
24	Marshall*	W, 5-0
26	The Citadel	W, 15-4
29	at #15 Rice*	L, 1-5
29	at #15 Rice*	W, 1-0
30	at #15 Rice*	L, 4-12
May 6	Old Dominion*	L, 6-8
7	Old Dominion*	L, 5-8
8	Old Dominion*	W, 5-2
13	at UTSA*	W, 22-4
14	at UTSA*	W, 4-2
19	UAB*	L, 1-2
21	UAB*	L, 8-11 (9)
21	UAB*	W, 6-4 (7)
25	(1) #13 FAU%	L, 5-7
26	(5) LA Tech%	L, 3-13 (8)

* - Conference USA Game
^ - Game Played at BB&T Ballpark
% - Conference USA Tournament
(Hattiesburg, Miss.)

2017 - Record: 34-24
(H: 17-14, A: 15-8, N: 2-2)
C-USA: 18-12

Coach: Loren Hibbs

Feb.17	West Virginia	W, 6-3
18	West Virginia	W, 13-2
19	West Virginia	L, 3-6
21	at #4 South Carolina	L, 4-5
24	Rider	W, 4-2
25	Rider	W, 13-2 (7)
25	Rider	W, 12-2 (7)
26	Rider	12-2 (7)
Mar. 1	at #6 N.C. State	W, 6-5
3	Xavier	W, 2-1
4	Xavier	W, 7-1
5	Xavier	L, 6-7
7	at N.C. A&T	L, 5-6
10	at #8 East Carolina	W, 2-0
11	at #8 ECU	L, 7-10 (10)
11	at #8 East Carolina	L, 0-3
14	UNC Asheville	W, 14-5
17	at FIU*	W, 4-0
18	at FIU*	L, 4-5
19	at FIU*	W, 8-7
21	Wake Forest	L, 4-13
24	Louisiana Tech*	W, 13-7
25	Louisiana Tech*	L, 7-12
25	Louisiana Tech*	W, 4-2
28	N.C. State^	L, 10-15
Apr. 1	at Old Dominion*	W, 3-1
1	at Old Dominion*	L, 0-2
2	at Old Dominion*	L, 0-3
4	Winthrop	L, 2-3
7	FAU*	L, 10-13 (12)
8	Florida Atlantic*	L, 4-7
9	Florida Atlantic*	W, 11-5
11	N.C. A&T	L, 6-12
13	at WKU*	W, 6-4 (12)
14	at WKU*	W, 16-5
15	at WKU*	W, 3-1 (11)
18	at #17 Wake Forest	W, 6-1
21	Middle Tennessee*	W, 10-2
22	Middle Tennessee*	W, 7-4
23	Middle Tennessee*	W, 12-5
25	Kennesaw State	W, 16-1
28	at UAB*	L, 2-3
29	at UAB*	W, 17-5
30	at UAB*	W, 3-0 (6)
May 5	Rice*	L, 4-6
6	Rice*	L, 0-8
7	Rice	L, 8-11
12	UTSA*	L, 0-5
13	UTSA*	W, 8-3
14	UTSA*	L, 3-5
16	at Winthrop	W, 11-9
18	at Marshall*	W, 5-3
19	at Marshall*	W, 7-4
20	at Marshall*	W, 9-5
24	(5) LA Tech%	W, 7-2
25	(8) UTSA%	W, 5-0
27	(1) #11 USM%	L, 5-6
27	(1) #11 USM%	L, 8-10

* - Conference USA Game
^ - Game Played at BB&T Ballpark
% - C-USA Tournament (Biloxi, Miss.)

2018 - Record: 34-24
(H: 22-9, A: 8-13, N: 4-2)
C-USA: 17-13

Coach: Loren Hibbs

Feb.16	Iona	W, 9-2
17	Iona	W, 6-2
18	Iona	W, 10-3
21	at #12 NC State	L, 6-9
23	at Georgia	L, 2-12
24	at Georgia	L, 4-6
24	at Georgia	L, 7-10
28	at Charleston So.	W, 14-3
Mar. 2	Siena	W, 10-1
3	Siena	W, 12-5
3	Siena	W, 14-3
4	Siena	W, 9-2
9	#19 East Carolina	L, 1-3
10	#19 East Carolina	L, 5-6
10	#19 East Carolina	L, 2-12
13	Wake Forest^	W, 13-1
16	FIU*	W, 10-9
17	FIU*	L, 6-12
18	FIU*	W, 8-6
21	#4 Arkansas	W, 6-3
23	at Middle Tenn.*	W, 4-0
24	at Middle Tenn.*	L, 2-12
25	at Middle Tenn.*	W, 7-5
27	North Carolina^	L, 2-12
29	UAB*	W, 7-1
30	UAB*	L, 10-18
31	UAB*	L, 3-4
Apr. 3	at UNCG	L, 0-2
6	at FAU*	L, 2-5
7	at FAU*	L, 4-5 (11)
8	at FAU*	L, 5-6
10	Charleston Southern	W, 3-2
14	at #25 LA Tech*	W, 9-1
14	at #25 LA Tech*	W, 6-4
15	at #25 LA Tech*	L, 6-10
17	High Point	W, 5-2
20	Old Dominion*	W, 4-3
21	Old Dominion*	W, 5-3
22	Old Dominion*	L, 0-7
25	Wofford	W, 10-9 (14)
27	at Rice*	W, 8-6
28	at Rice*	L, 2-3
29	at Rice*	W, 6-4
May 2	Winthrop	W, 18-2
4	WKU*	W, 4-2
5	WKU*	W, 6-4
6	WKU*	L, 8-9
11	Marshall*	W, 6-4
12	Marshall*	W, 6-0
13	Marshall*	W, 5-4 (11)
17	at UTSA*	W, 2-0
18	at UTSA*	L, 3-4
19	at UTSA*	L, 1-5
24	(5) UTSA%	L, 1-11
25	(8) UAB%	W, 2-0
26	(5) UTSA%	W, 10-4
26	(1) #11 USM%	W, 7-4
27	(1) #11 USM%	L, 0-6

* - Conference USA Game
^ - Game Played at BB&T Ballpark
% - C-USA Tournament (Biloxi, Miss.)



ALL-TIME RESULTS BY SEASON

2019 - Record: 21-31-1
(H: 16-18, A: 5-13-1)
C-USA: 11-18-1

Coach: Loren Hibbs

Feb.15	Delaware	W, 5-2
16	Delaware	W, 3-1
17	Delaware	W, 5-4
18	at Clemson	L, 6-7
24	Canisius	W, 9-2
	Canisius	L, 3-5
25	Canisius	L, 5-10
26	Morehead State	L, 3-5
Mar. 2	Kent State	W, 1-0 (7)
	Kent State	W, 7-2
3	Kent State	L, 3-5
6	at Arkansas	L, 2-9
9	Coppin State	L, 3-9
	Coppin State	W, 7-3
10	Coppin State	W, 14-4
12	NC State^	L, 5-6
15	at Old Dominion*	W, 11-8
16	at ODU*	W, 8-7 (13)
17	at Old Dominion*	L, 0-10
19	at Wake Forest	L, 6-14
22	Marshall*	L, 6-12
23	Marshall*	L, 4-5
24	Marshall*	W, 8-5
26	Clemson^	L, 5-8
29	at WKU*	L, 4-8
	at WKU*	L, 5-8
31	at WKU*	T, 13-13
Apr. 3	UNC Asheville	W, 5-2
5	Florida Atlantic*	L, 4-8
6	Florida Atl.*	L, 6-10 (13)
7	Florida Atlantic*	L, 5-12
9	at South Carolina	L, 4-5
12	Rice*	L, 4-19
13	Rice*	W, 6-5
14	Rice*	W, 4-0
16	Gardner-Webb	L, 4-11
19	at Southern Miss*	L, 3-14
	at Southern Miss*	L, 1-7
20	at Southern Miss*	L, 6-8
23	Wake Forest	L, 6-18
26	at FIU*	W, 6-3
27	at FIU*	W, 10-9 (14)
28	at FIU*	L, 1-2
May 3	Middle Tennessee*	W, 4-2
4	Middle Tennessee*	L, 2-3
5	Middle Tennessee*	W, 5-0
10	at UAB*	W, 5-4
11	at UAB*	L, 5-9
12	at UAB*	L, 3-4
14	Charleston So.	W, 9-3
16	UTSA*	L, 3-4
17	UTSA*	L, 2-5
18	UTSA*	W, 5-4

2020 - Record: 9-8
(H: 8-5, A: 1-3)
C-USA: n/a

Coach: Robert Woodard

Feb.14	VCU	L, 5-17
15	VCU	W, 5-4 (11)
16	VCU	L, 4-8
18	at Tennessee	L, 2-8
21	UMBC	W, 4-0
22	UMBC	W, 6-1
	UMBC	W, 4-0
23	UMBC	W, 11-6
25	at UNCG	L, 4-6
28	St. John's	W, 5-1
29	St. John's	W, 6-5
Mar. 1	St. John's	W, 10-8
3	at Coastal Carolina	L, 6-15
6	East Carolina	L, 4-14
7	East Carolina	L, 5-15
8	East Carolina	L, 1-4
10	at #9 NC State	W, 9-8

*2020 Season Ended on March 13
 due to Coronavirus Pandemic*

* - Conference USA Game
 ^ - Game Played at BB&T Ballpark



POSTSEASON AWARDS LIST

Freshman All-Americans

1983..... Barry Shifflett (Baseball America; 1st team)
 1989..... Deon Danner (Baseball America; 2nd team)
 1993..... Joey Anderson (*Collegiate Baseball*; Honorable Mention)
 1995..... Bo Robinson (*Collegiate Baseball*; Honorable Mention)
 1998..... Brion Treadway (*Collegiate Baseball*; Honorable Mention)
 2000..... Mike Taylor
 (*Collegiate Baseball*, 1st team.; *Baseball America*, 3rd team)
 2000..... Brad Erwin, Brad Lamm (*Collegiate Baseball*, HM)
 2002..... Adam Willard (*Collegiate Baseball*, Honorable Mention)
 2006..... Aaron Bray (*Collegiate Baseball*)
 2008..... Corey Shaylor, Joe Yermal (*Collegiate Baseball*)
 2010..... Justin Roland (*Collegiate Baseball*),
 Corey Roberts (*Collegiate Baseball* & 2nd Team *Baseball America*)
 2011..... Tyler Barnette (*Collegiate Baseball*
 NCBWA 1st team, *Baseball America*, 2nd team)
 2013..... Brett Lang (NCBWA 2nd Team)
 2017..... Brett Netzer (*Collegiate Baseball* Preseason 3rd team)
 2019..... Dominic Pilolli, David McCabe (*Collegiate Baseball*)

All-Region Selections

1985..... Barry Shifflett; 3B (Atlantic)
 1989..... Donnie Poplin; 1B (Atlantic)
 1993..... Cam Browder; RF (Atlantic)
 1995..... Andy Bovender; 3B (Atlantic)
 1996..... Joey Anderson, CF (Atlantic)
 1998..... James Matan, RF & Bo Robinson, 3B (South)
 2001..... John Maine, P (South)
 2007..... Adam Mills, P (1st Team), Brad McElroy, OF (2nd) (South)
 2016..... Logan Sherer (1st) (Atlantic)
 2018..... Josh Maciejewski (2nd) (Atlantic)

NCAA All-Regional Teams

1993 (Mideast - Knoxville, Tenn.) Brian VandenHeuvel, SS
 2007 (Columbia, S.C.) Cory Lane, Adam Mills, Spencer Steedley
 2008 (Raleigh, N.C.) Aaron Bray, Chris Taylor
 2011 (Tempe, Ariz.) Corbin Shive, Andrew Smith

Conference Coach of the Year Awards

1984..... Gary Robinson; Sun Belt Conference
 1994..... Loren Hibbs; Metro Conference
 1998..... Loren Hibbs; Conference USA
 2007..... Loren Hibbs; Atlantic 10

Conference Batting Titles

1985 Sun Belt Barry Shifflett; .467 (92-197)
 1996 Conference USA..... Joey Anderson; .401 (89-222)
 1998 Conference USA..... Bo Robinson; .424 (106-250)
 2007 Atlantic 10 Kris Rochelle; .404 (92-228)
 2012 Atlantic 10 Shane Brown; .365 (70-192)

Conference ERA Title

1989 Sun Belt Chris Haney; 1.83 ERA (14 ER in 68.2 IP)
 2007 Atlantic 10 Adam Mills; 1.01 ERA (16 ER in 142.2 IP)
 2010 Atlantic 10 Corey Roberts; 3.48 ERA (33 ER in 85.1 IP)
 2011 Atlantic 10 Andrew Smith, 1.81 ERA (22 ER in 109.1 IP)
 2017 Conference USA..... Colton Laws, 1.87 ERA (20 ER in 96.1 IP)

NCCSIA All-State Selections

2004..... Jamie Rusco, 1B
 2005..... Erik Walker, RP
 2006..... Mike Ambrose, SS; Derek McDaid, SP
 2007..... Brad McElroy, OF; Adam Mills, SP; Kris Rochelle, C
 2008..... Corey Shaylor, 2B
 2009..... Rob Lyerly, 1B; Joe Yermal, SP
 2010..... Patrick Lawson, RP; Corey Shaylor, 2B
 2011..... Tyler Barnette, SP; Shane Basen, INF; Andrew Smith, SP;
 Ross Steedley, C; Justin Wilson, OF
 2012..... Shane Brown, OF
 2013..... Justin Seager, OF; Brock Hudgens, SP
 2015..... Sean Geoghegan, SP; Brad Elwood, OF
 2016..... Brett Netzer, INF; T.J. Nichting, OF
 2017..... Brett Netzer, INF; T.J. Nichting, OF
 Matt Brooks, RP; Colton Laws, SP; Zack Smith, C
 2018..... Josh Maciejewski, SP; Jackson Mims, INF
 Reece Hampton, OF; Jonah Patten, RP

Collegiate Baseball/Louisville Slugger

National Players of the Week


Mar. 16, 1997 James Matan
 Feb. 11, 2007 Spencer Steedley
 Mar. 30, 1997 Brannon Player
 Feb. 15, 1998..... Jason Hill
 Adam Mills
 April 19, 1998 Jason Stanford

Rawlings National Gold Glove Winner

2015..... Brad Elwood, RF



ALL-TIME ALL-AMERICANS



BARRY SHIFFLETT 7
ALL AMERICAN 1985

Career Statistics											
Year	G-GS	AB	R	H	2B	3B	HR	RBI	SLG	AVG	
1985	62-62	197	65	92	20	5	12	71	.802	.467	
Career	200-199	653	190	253	52	7	39	196	.668	.387	


- National Coaches Association, 2nd-Team; All-Atlantic Region
- Second in the nation with school-record and Sun Belt-best .467 batting avg.



TIM COLLIE 15
ALL AMERICAN 1995

Career Statistics											
Year	G-GS	CG	IP	W	L	S	R	ER	BB	K	ERA
1995	17-16	7	125.1	9	3	0	48	41	21	102	2.94
Career	78-47	18	403.2	29	20	10	219	171	97	318	3.81


- Collegiate Baseball, 3rd-Team; First 49er named conference Player of the Year
- First Charlotte pitcher to record 100 strikeouts, 1995 was his second time



JOEY ANDERSON 5
ALL AMERICAN 1996

Career Statistics											
Year	G-GS	AB	R	H	2B	3B	HR	RBI	SLG	AVG	
1996	59-59	222	64	89	13	8	13	57	.707	.401	
Career	221-229	875	197	279	41	24	27	161	.514	.319	


- Collegiate Baseball, 3rd-Team; Won Conference USA batting title at .401
- All-Atlantic Region; Named Third-Team to the now-defunct Smith Award, the only 49er to make that list



JAMES MATAN 24
ALL AMERICAN 1998

Career Statistics											
Year	G-GS	AB	R	H	2B	3B	HR	RBI	SLG	AVG	
1998	62-61	257	66	103	19	3	27	95	.813	.401	
Career	177-175	712	154	258	53	4	48	216	.650	.362	

- NCBWA & Sporting News 1st-Tm; ABCA & Collegiate Baseball, 2nd-Tm
- Conference USA Player of the Year; All-South Region
- Set school records with 27 home runs and a 33-game hitting streak



BO ROBINSON 4
ALL AMERICAN 1998

Career Statistics											
Year	G-S	AB	R	H	2B	3B	HR	RBI	SLG	AVG	
1998	62-62	250	79	106	32	2	19	100	.796	.424	
Career	221-216	815	106	289	82	7	38	230	.612	.355	


- ABCA, 1st-Team; NCBWA, Sporting News & Collegiate Baseball, 2nd-Team
- School records 100 RBI, 32 doubles and 106 hits; All-South Region
- Set school career marks for hits, doubles and RBI



ADAM MILLS 31
ALL AMERICAN 2007

Career Statistics											
Year	G-GS	CG	IP	W	L	S	R	ER	BB	K	ERA
2007	18-18	8	142.2	14	2	0	27	16	27	141	1.01
Career	79-51	15	408.2	32	14	4	171	134	9	637	12.95

- Consensus First-Team All-American; Led nation in ERA and wins
- Finalist for the Roger Clemens Award, and Semi-Finalist for the Brooks Wallace Player of the Year and Dick Howser Player of the Year
- Atlantic 10 Pitcher of the Year, All-Columbia, S.C. Regional
- First 49er to win an NCAA Postseason game



BRAD MCELROY 14
ALL AMERICAN 2007

Career Statistics											
Year	G-S	AB	R	H	2B	3B	HR	RBI	SLG	AVG	
2007	61-61	242	65	97	26	2	11	68	.661	.401	
Career	108-108	431	120	169	42	2	18	114	.624	.392	

- NCBWA, 3rd-Team; All-South Region 2nd-Team
- 6th 49er to hit .400 for a season; School record .392 career average



CHRIS TAYLOR 20
ALL AMERICAN 2008

Career Statistics											
Year	G-S	AB	R	H	2B	3B	HR	RBI	SLG	AVG	
2008	59-59	241	61	84	18	0	19	70	.660	.349	
Career	216-208	806	177	264	65	8	35	208	.558	.328	

- Collegiate Baseball, 3rd-Team ; A-10 Co-Player of the Year
- Tied for second-most season HR in school history
- 3rd-most career doubles and RBI, 5th-most career hit and HR totals



ANDREW SMITH 26
ALL AMERICAN 2011

Career Statistics											
Year	G-GS	CG	IP	W	L	S	R	ER	BB	K	ERA
2011	16-16	1	109.1	10	4	0	27	22	26	92	1.81
Career	46-35	1	221.2	16	14	0	113	96	69	170	2.95

- Collegiate Baseball, 3rd-Team; Second to win as a junior
- A-10 Pitcher of the Year, All-Tempe, Ariz. Regional
- Charlotte's 9th 10-game winner and 3rd to capture a postseason victory



49ERS IN THE PROS

Former Minor Leaguers *(original signing organization)*

Mike Ambrose Pittsburgh
 Kevin Ayers LA Dodgers
 Tyler Barnett Chicago (AL)
 Ryan Baker Florida
 Jeff Berry Boston
 Andy Bovender Houston
 Aaron Bray Houston
 Cam Browder Atlanta
 Justin Brown St. Louis
 Eric Burnette Kansas City
 Ryan Butler San Diego
 Daryl Clark Milwaukee
 Tim Collie Pittsburgh
 Deon Danner Pittsburgh
 James Dickerson Chicago (NL)
 Matt Foard NY Yankees
 Joe Ganote Milwaukee
 Kris Gresham Baltimore
 Andy Heckman San Francisco
 Joey Hammond Philadelphia
 Terry Hill Kansas City
 Jeff Holshouser Kansas City
 Brock Hudgens Milwaukee
 Jason Hutton Chicago (AL)
 Frank Kowar Toronto
 Pat Lawson Detroit
 Rob Lyerly NY Yankees
 Brad McElroy Toronto
 Tom Malchesky St. Louis
 James Matan Cincinnati
 Derek McDaid San Diego
 John McKay Florida
 Matt McWilliams Cleveland
 Adam Mills Boston
 Donovan Mitchell Houston
 Mike Montagnino Seattle
 Danny Montgomery ... Los Angeles
 Kenny Morgan Minnesota
 Shayne Moody Atlanta
 Scott Muscat Milwaukee
 Allen Plaster Oakland
 Brent Pless Pittsburgh
 Paul Poplin Minnesota
 Bo Robinson Independent
 Kris Rochelle Detroit
 Miguel Rodriguez Boston
 Ryan Rivers LA Angels
 George Sandel Seattle
 Justin Seager Seattle
 Eric Shanks Independent
 Barry Shifflett Toronto
 Jeff Shore Texas
 Andrew Smith LA Angels
 Bradley Smith Texas
 Spencer Steedley Minnesota
 Brion Treadway San Francisco
 Zach Treadway St. Louis
 Darren Vazquetelles Atlanta
 Erik Walker Tampa Bay
 Eric Williams Chicago (NL)
 Zane Williams Tampa Bay
 Joe Yermal Baltimore

Major Leaguers *(listed with debut team)*

Stewart Cole **Kansas City Royals**
Chris Haney **Montreal Expos**
Bryan Harvey **California Angels**
Jeff Johnson **New York Yankees**
John Maine **Baltimore Orioles**
Jason Stanford **Cleveland Indians**
Sean Whiteside **Detroit Tigers**

2020 Minor Leaguers *(listed with organization)*

Zach Jarrett **Baltimore**
Colton Laws **Toronto**
Brett Netzer **Boston**
T.J. Nichting **Baltimore**
Josh Maciejewski **NY (AL)**
Reece Hampton **Detroit**
Harris Yett **Baltimore**



Zach Jarrett



Colton Laws



Brett Netzer



T.J. Nichting



Josh Maciejewski



Reece Hampton



Harris Yett




John Maine (2000-02), the 2001 Conference USA Pitcher of the Year, is shown here in his game-six win of the 2006 NLCS for the N.Y. Mets last October. He became the ninth rookie in MLB history to start and win an NLCS game.

Maine picked up his first Major League win on August 13, 2005 as Baltimore beat Toronto, 1-0. He was traded to the New York Mets on January 21, 2006.

A sixth-round draft pick in 2002, was the Orioles' 2003 Minor League Pitcher of the Year. He collected his first professional no-hitter for Class A Frederick and pitched in the Major League All-Star Futures game in Chicago that year.

Jason Stanford (1998-99), a former two-time All-Conference USA pitcher, was a member of Team USA that competed in the 2001 World Cup in Taiwan. He was named to the All-World Cup team as the best left-handed pitcher of the tournament. He was with the Cleveland Indians, after signing a free agent contract in 1999. On September 26, 2003, he collected his first major league win against Toronto. He appeared in 23 games with Cleveland and made his last appearance on July 26, 2007.

Chris Haney (1988-90), an All-Sun Belt Conference pitcher, led the league with a 1.83 ERA in 1989. He was the team's MVP in 1990. Haney was drafted in the second round of the 1990 Major League Draft by the Montreal Expos, reaching the majors the next season at age 22. He spent 11 seasons in the majors with five clubs, most notably the Kansas City Royals (1992-98).



Field Culbreth (1984-86), the only player in team history to lead the team in home runs hit and earned run average, is a veteran Major League Umpire (since 1999) and has worked three World Series (2008, 2012, 2018). Promoted to a crew chief in 2013, he has been part of the umpiring crew for a pair of MLB no-hitters, the latest was the Mets' first no-hitter on 6/11/12 by Johan Santana. The first was Tampa Bay's Matt Garza against Detroit on 7/26/10. He was also on the field for the 3,000th hit for both Rafael Palmeiro and Cal Ripken, Jr. and was at third the day Ripken broke the consecutive games played streak.